

**THE IMPACT OF THE PARISH DEVELOPMENT MODEL PROGRAM ON THE  
SOCIAL ECONOMIC LIFE OF THE PEOPLE OF NAMABASA SUB-COUNTY**

**GRACE FAITH NAMBUYA**

**J23/MUC/BSW/030**

**A DISSERTATION SUBMITTED TO THE SCHOOL OF SOCIAL SCIENCES IN PARTIAL  
FULFILLMENT FOR THE REQUIREMENTS OF THE BACHELOR OF SOCIAL WORK AND  
SOCIAL ADMINISTRATION OF UGANDA CHRISTIAN UNIVERSITY**

**October, 2024**





**UGANDA CHRISTIAN  
UNIVERSITY**

*A Centre of Excellence in the Heart of Africa*

**DECLARATION**

I, Nambuya Faith Grace, solemnly declare that the research report submitted in partial fulfillment of the requirements for the award of bachelors' degree in social work and social administration is the result of my own original work. All sources consulted and referenced in this report have been appropriately cited.

Signature: .....  .....


Date:  .....

NAMBUYA FAITH GRACE  
(STUDENT)

**APPROVAL**

This report has never been submitted with my approval as:

Title: Research Supervisor

Sign:  .....

MR. NABENDE DANNY

Date:  .....

## **ACKNOWLEDGEMENT**

I would like to express my deepest gratitude to my research supervisor, Mr. Nabende Danny, and also to Mr. Kooba Vincent for the unwavering support and guidance throughout the entire writing process. His insights, patience, and encouragement were invaluable, and his commitment to excellence inspired me to give my best effort in every aspect of this study.

I am also immensely grateful to the staff of Namabasa Sub-county, Mbale city, for their assistance and cooperation during the data collection phase of this research. Their support made the process seamless and their willingness to help was greatly appreciated.

## TABLE OF CONTENTS

DECLARATION .....	i
APPROVAL .....	ii
ACKNOWLEDGEMENT .....	iii
TABLE OF CONTENTS.....	iv
LIST OF ACRYNONYMS .....	vii
ABSTRACT.....	viii
<b>CHAPTER ONE .....</b>	<b>1</b>
1.0 Introduction.....	1
1.1 Background of the Study .....	1
1.2 Statement of the Problem.....	2
1.3 Purpose of the Study .....	2
1.4 Objectives of the Study.....	2
1.5 Research Questions.....	2
1.6 Scope of the Study .....	<b>Error! Bookmark not defined.</b>
1.6.1 Geographical Scope .....	<b>Error! Bookmark not defined.</b>
1.6.2 Content Scope .....	<b>Error! Bookmark not defined.</b>
1.7 Significance of the Study .....	<b>Error! Bookmark not defined.</b>
1.8 Definitions of Key Terms .....	<b>Error! Bookmark not defined.</b>
<b>CHAPTER TWO .....</b>	<b>Error! Bookmark not defined.</b>
<b>LITERATURE REVIEW .....</b>	<b>Error! Bookmark not defined.</b>
2.0 Introduction.....	6
2.1 Objective One: To evaluate the extent to which the Parish Development Model program has improved household incomes and reduced poverty in Namabasa Subcounty.....	6
2.2 Objective Two: To investigate how the Parish Development Model program has influenced local governance and community participation in Namabasa Sub county .....	7
2.3 Objective Three: To analyze the impact of the Parish Development Model on the accessibility and quality of essential services in Namabasa Subcounty. ....	8
2.4 Conclusion .....	9
<b>CHAPTER THREE.....</b>	<b>10</b>
<b>RESEARCH METHODOLOGY .....</b>	<b>10</b>
3.0 Introduction.....	10
3.1 Research Design .....	10
3.2 Sample Size and Selection.....	10
3.3 Research Methods.....	11

3.4 Research Instruments .....	11
3.5 Data Analysis .....	12
3.6 Research Procedure.....	12
3.7 Ethical Considerations .....	13
3.8 Validity and Reliability of Data.....	13
<b>CHAPTER FOUR.....</b>	<b>14</b>
<b>DATA PRESENTATION, INTERPRETATION AND DISCUSSION OF THE FINDINGS</b> <b>.....</b>	<b>14</b>
4.0 Introduction.....	14
4.1 Background Information.....	14
4.2 Sample Distribution and Demographics .....	14
4.3 Data Presentation and Interpretation.....	15
4.4 Discussion of Findings.....	18
4.5 Conclusion .....	18
<b>CHAPTER FIVE .....</b>	<b>21</b>
<b>SUMMARY OF THE FINDINGS CONCLUSIONS AND RECOMMENDATIONS.....</b>	<b>21</b>
5.0 Introduction.....	21
5.1 Summary of Findings.....	21
5.2 Conclusion .....	22
5.3 Recommendations.....	22
5.4 Areas for Further Research .....	23
<b>APPENDICES</b>	
<b>Questionnaire</b>	
<b>Data Collection Letter</b>	
<b>Map of Namabasa Sub County</b>	

## FIGURES AND TABLES

<b><u>Figure 1 Conceptual frame work</u></b> .....	4
<u>Table 1: Demographic Distribution of Respondents</u> .....	15
<u>Table 2: Household Income Improvement after PDM Implementation</u> .....	16
<u>Table 3: Community Participation in Local Governance Activities</u> .....	17
<u>Table 4: Improvement in Public Services after PDM Implementation</u> .....	17

## **LIST OF ACRONYMS**

**CS** – Community Survey

**CSO** – Civil Society – Household

**FGD** – Focus Group Discussion

**GDP** – Gross Domestic Product

**KII** – Key Informant Interview

**LC** – Local Council

**M&E** – Monitoring and Evaluation

**MDG** – Millennium Development Goals

**MOFPED** – Ministry of Finance, Planning, and Economic Development

**NDP** – National Development Plan

**NGO** – Non-Governmental Organization

**PDM** – Parish Development Model

**PRA** – Participatory Rural Appraisal

**SACCO** – Savings and Credit Cooperative Organization

**SDG** – Sustainable Development Goals

**SES** – Socio-Economic Status

**SPSS** – Statistical Package for the Social Sciences

**UGX** – Ugandan Shilling

**UNDP** – United Nations Development Program

## **ABSTRACT**

This research report was undertaken to examine “The impact of the Parish Development Model Program And the social Economic life of the people of Namabasa Sub-county”. The Parish Development Model (PDM) Program, an initiative by the Ugandan government, aims to eradicate poverty by empowering local communities through localized planning and resource allocation. The study was taken to o specifically examine how PDM has influenced key-social economic indicators such as low income levels, employment rates, access to social services, and community development- wellbeing of the people in Namabasa Sub-county.

The researcher used a mixed methods approach, the research collected both quantitative and qualitative data through surveys, interviews and focus group discussions with community members, local leaders and program implementers. The study was to also compare the social economic indicators of Namabasa Sub-county before and after the implementation of the PDM to assess the program’s effectiveness.

The findings of this research provided valuable insights into the strengths and weaknesses of the PDM and offered recommendations for enhancing its impact on the social economic life of the people in Namabasa Sub-county. The research also contributed to the broader discourse on community- based development programs and their role in achieving sustainable development in Uganda.

## **CHAPTER ONE**

### **1.0 Introduction**

This chapter presents a background of the study, statement of the problem, purpose of the study, specific objectives, and research questions, scope of the study, significance of the study, conceptual framework and definitions of key terms.

### **1.1 Background of the Study**

In recent years, many governments, particularly in developing nations, have adopted poverty eradication strategies aimed at addressing the socioeconomic challenges that affect rural communities. Uganda is no exception, and the Parish Development Model (PDM), launched by the Ugandan government in 2021, represents one of the key interventions designed to transform rural economies. The PDM focuses on improving household incomes and reducing poverty by extending financial inclusion, promoting local governance, and enhancing service delivery, particularly at the parish level.

Namabasa Subcounty, a predominantly rural area in Uganda, has long been characterized by high levels of poverty, limited access to essential public services, and minimal community involvement in governance. Previous attempts to alleviate poverty, such as the National Agricultural Advisory Services (NAADS) and Operation Wealth Creation (OWC), yielded mixed results, often failing to sustainably improve household incomes and overall quality of life in rural areas. The introduction of the PDM represents a new approach, aimed at empowering communities from the grassroots level by ensuring that resources and decision-making processes are managed closer to the people.

Despite these efforts, there is still a need to examine whether the PDM has delivered on its promises in specific local contexts, such as Namabasa Subcounty. This research seeks to fill that gap by assessing how the PDM has influenced household incomes, local governance, community participation, and the provision of essential public services in Namabasa. The findings of this research will be instrumental in shaping future policy decisions and ensuring the effectiveness of rural development programs.

## **1.2 Statement of the Problem**

Despite the implementation of the Parish Development Model in Namabasa Subcounty, poverty levels remain high, and many households continue to struggle with limited access to essential services such as healthcare, education, and water. Additionally, local governance structures are often weak, with minimal community participation in decision-making processes. While the PDM was designed to address these challenges by fostering local economic development and empowering communities, its actual impact in Namabasa Subcounty remains unclear. Without an empirical assessment, it is difficult to determine whether the PDM has improved household incomes, strengthened local governance, or enhanced the delivery of essential services. This study, therefore, seeks to evaluate the extent to which the PDM has contributed to the socioeconomic development of Namabasa Subcounty.

## **1.3 Purpose of the Study**

The purpose of this study is to evaluate the impact of the Parish Development Model on the socioeconomic life of the people in Namabasa Subcounty. Specifically, the study aims to assess the model's effectiveness in improving household incomes, promoting local governance and community participation, and enhancing access to essential public services.

## **1.4 Objectives of the Study**

- To evaluate the extent to which the Parish Development Model program has improved household incomes and reduced poverty in Namabasa Subcounty.
- To investigate how the Parish Development Model program has influenced local governance and community participation in Namabasa Subcounty.
- To analyze the impact of the Parish Development Model on the accessibility and quality of essential public services in Namabasa Subcounty.

## **1.5 Research Questions**

1. To what extent has the Parish Development Model improved household incomes and reduced poverty in Namabasa Subcounty?
2. How has the Parish Development Model influenced local governance and community participation in Namabasa Subcounty?
3. What has been the impact of the Parish Development Model on the accessibility and quality of essential public services in Namabasa Subcounty?

### **1.6.1 Content Scope**

The study will focus on three main areas: (i) the effect of the PDM on household incomes and poverty reduction, (ii) the influence of the PDM on local governance and community participation, and (iii) the impact of the PDM on the accessibility and quality of essential public services such as healthcare, education, and water.

### **1.6.2 Geographical Scope**

The study will be conducted in Namabasa Sub County, located in Mbale District, Eastern Uganda. Namabasa Sub County consists of several parishes, each of which has been a recipient of the Parish Development Model's interventions. This location was chosen because of its high poverty levels and the notable presence of PDM initiatives.

### **1.6.3 Time scope**

The study is to be conducted for at least a 3 years' time frame in order to achieve the best results intended for this study.

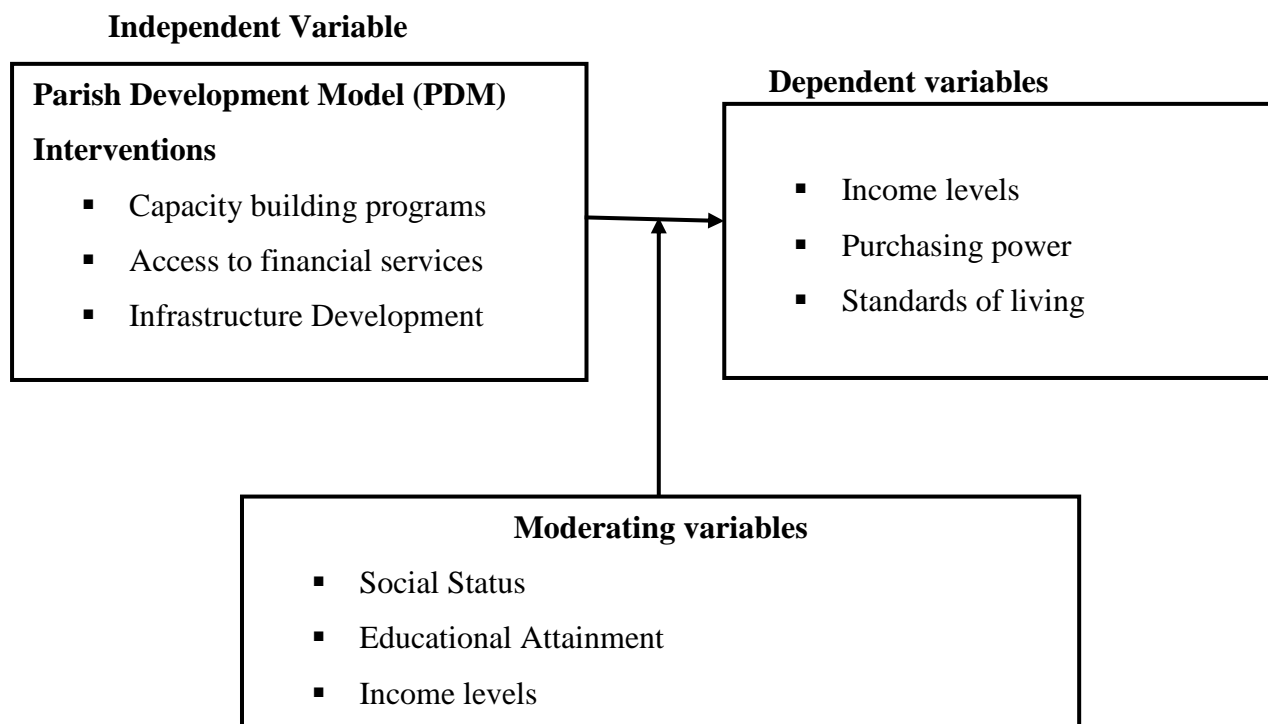
## **1.7 Significance of the Study**

The findings from this study will be valuable to several stakeholders. First, the results will provide policymakers with insights into the effectiveness of the Parish Development Model in addressing rural poverty and promoting socioeconomic development. This will help in refining future poverty alleviation programs and improving resource allocation.

Secondly, the study will contribute to academic knowledge by providing empirical data on the impact of rural development initiatives in Uganda. It will offer a reference point for other researchers interested in rural development, governance, and public service delivery.

Lastly, the community of Namabasa Sub county will benefit from the study's findings, as they will offer a critical reflection on the effectiveness of the PDM, potentially leading to improved implementation of future interventions.

**Figure 1 Conceptual frame work**



**Source: Researcher’s conceptualization (2024)**

The conceptual framework above is designed to explore how various elements of the Parish Development Model (PDM) affect the socio-economic conditions of the community

Figure 1 above shows the

**Independent Variables.** in this framework, the three key aspects of the PDM program include: Capacity Building Programs, which involve training and skill development intended to enhance individual and community capabilities; Access to Financial Services, which encompasses the provision of micro-loans and savings accounts aimed at boosting economic activities; and Infrastructure Development, which refers to the improvement of roads, health centers, and educational facilities designed to enhance overall access and living conditions.

**Moderating Variables** are factors that may influence the effectiveness of PDM interventions on the socio-economic outcomes. These include Income Levels, which could determine how well households can leverage the benefits of PDM programs; Social Status, which might affect individuals’ access to resources and opportunities within the community; and Educational Attainment, which impacts individuals’ ability to utilize the PDM resources effectively.

**Dependent Variables** are the outcomes being measured to assess the impact of PDM interventions. These include Income Levels, reflecting changes in household earnings resulting from PDM activities; Purchasing Power, which measures households' ability to afford goods and services; and Standard of Living, which captures improvements in quality of life, including aspects such as housing, healthcare, and education. This conceptual framework highlights how the Parish Development Model's interventions (independent variables) are expected to influence the socio-economic conditions of the people in Namabasa Sub County. The framework also identifies how income levels, social status, and educational attainment (moderating variables) might alter the effectiveness of these interventions. Ultimately, the study aims to measure the impacts on income levels, purchasing power, and overall standard of living (dependent variables), providing a comprehensive understanding of how the PDM program affects the community.

## **CHAPTER 2**

### **LITERATURE REVIEW**

#### **2.0 Introduction**

The Parish Development Model (PDM) is an ambitious government intervention aimed at transforming the livelihoods of rural populations through decentralization and enhancement of socio-economic opportunities. In Uganda, the program's implementation is still in its early stages, and its impact on local communities such as Namabasa Subcounty is yet to be fully understood. The PDM focuses on increasing household incomes, promoting participatory local governance, and improving access to essential public services. The following literature review examines studies related to these aspects, identifying gaps that this research aims to address in relation to the specific objectives of this study which are:

- i.** To evaluate the extent to which the Parish Development Model Program has improved household incomes and reduced poverty in Namabasa Sub-county.
- ii.** To investigate how the Parish Development Model Program has influenced local governance and community participation in Namabasa Sub-county.
- iii.** To analyze the impact of the Parish Development Model on the accessibility and quality of essential public services in Namabasa Sub County.

#### **2.1 Objective One: To evaluate the extent to which the Parish Development Model program has improved household incomes and reduced poverty in Namabasa Subcounty**

The improvement of household incomes and the reduction of poverty have been central to numerous development initiatives in Uganda, and the PDM is no exception. Studies have shown mixed results regarding the effectiveness of such programs.

Banerjee & Duflo (2019) argue that decentralized models that focus on micro-economic development in rural areas often face challenges in scaling up sustainable income-generation projects. Their research across several developing countries shows that while some short-term gains are achieved, long-term poverty reduction is difficult due to weak local governance structures and limited access to credit and markets. This study, however, does not explore the specific context of Uganda or the unique structure of the PDM.

Ahaibwe et al. (2013) studied Uganda's poverty eradication programs and found that while initial implementation leads to temporary boosts in household incomes, systemic challenges such as corruption, lack of financial literacy, and limited infrastructure development often limit sustained improvements. Their study provides insights into prior national programs but does not specifically address the Parish Development Model or its potential for scaling in rural settings like Namabasa Subcounty.

Mwesigye & Matsumoto (2016) examined the effect of community-based interventions on rural poverty in Uganda. Their findings indicate that localized interventions like the PDM can result in significant increases in agricultural productivity, leading to improved household incomes. However, they argue that the impact is unevenly distributed, benefiting those with access to land and other resources more than the poorest households, which remains an area that the current study intends to explore further.

Kakuru et al. (2021) analyzed the link between poverty reduction programs and local economies in Eastern Uganda. They concluded that while such programs create opportunities for income generation, their success heavily depends on proper coordination between local governments and communities, something often lacking in the Ugandan context. Although insightful, this study fails to assess the direct role of PDM in household income improvement.

Musoke & Busuulwa (2022) studied the relationship between government-led development programs and household poverty levels in Uganda. They found that targeted interventions like the PDM could significantly impact household incomes if properly implemented and monitored. Their research, however, is focused more on urban or semi-urban areas, leaving a gap in understanding the impact in deeply rural subcounties like Namabasa.

## **2.2 Objective Two: To investigate how the Parish Development Model program has influenced local governance and community participation in Namabasa Sub county**

Local governance and community participation are fundamental to the success of decentralized development models like the PDM. However, existing literature reveals a mixed record of the outcomes of similar programs.

Ribot (2002) provides a broad analysis of decentralization and local governance in Africa, suggesting that while these models can enhance community participation, they often fall short in ensuring equitable representation. His work shows that marginalized groups, especially women

and the poor, are often excluded from meaningful participation in local governance. This general analysis, however, does not focus on Uganda's context or the specific implementation of PDM.

Francis & James (2003) studied the decentralization policies in Uganda and found that while these models have democratized local governance to some extent, there are significant gaps in the inclusion of community voices in decision-making processes. Their findings are relevant for this research as they identify a persistent disconnect between national programs and local governance mechanisms, but they do not examine the PDM specifically.

Kibirige (2017) examined the effect of participatory governance on rural development in Uganda, finding that initiatives like the PDM can improve citizen involvement in decision-making processes. However, Kibirige emphasizes that local leaders' capacity to mobilize communities and manage development funds is crucial, an area where most rural communities face significant challenges. While relevant, his research does not explore the PDM in the specific context of Namabasa.

Okello & Maganja (2020) analyzed the governance structures that facilitate community participation in government-led development programs. They found that weak coordination between local councils and government agencies reduces the effectiveness of community-based interventions. Their work highlights the challenges of community participation but does not provide insight into the PDM.

Tumushabe (2019) studied the influence of governance models on community involvement in local development. He argued that Uganda's centralized decision-making processes undermine the effectiveness of local governance, limiting meaningful participation. His study provides a useful framework but does not address how the PDM might overcome these challenges in rural settings.

### **2.3 Objective Three: To analyze the impact of the Parish Development Model on the accessibility and quality of essential services in Namabasa Subcounty.**

The success of the PDM in improving the quality and accessibility of essential services such as education, healthcare, and infrastructure remains an area of concern. Literature has explored this theme in different contexts, with varied findings.

Mbabazi & Makumbi (2020) studied the impact of community-based programs on healthcare and education access in Uganda. They found that programs like the PDM could improve service

delivery if adequately funded and supported by local governments. However, they highlighted a persistent gap between policy design and implementation at the grassroots level.

Nsibambi (1998) analyzed decentralization in Uganda and concluded that while it offers opportunities for improved service delivery, the capacity of local governments to manage services is often limited. This research provides important context for understanding the challenges that PDM might face in rural settings but does not focus on the specific outcomes of the model.

Lwanga-Ntale (2003) found that development programs in rural Uganda have often failed to address disparities in service access, particularly for marginalized communities. His work emphasizes the need for tailored service delivery models that consider local realities, a gap that this study aims to fill by focusing on Namabasa.

Kiggundu (2017) studied the role of government interventions in improving access to services like healthcare, clean water, and education. His findings suggest that local governments lack the necessary resources and coordination to implement national programs effectively, a challenge that the PDM may also face in Namabasa.

Ouma & Mutyaba (2021) analyzed the success of government programs in improving essential services in rural Uganda. They found that while some programs had improved access to basic services, there was still a significant gap in the quality of those services. This study provides insights into the limitations of service delivery models but does not assess the PDM's effectiveness specifically.

## **2.4 Conclusion**

The review of literature reveals several gaps that this research aims to fill. While there is extensive research on decentralization, poverty alleviation, and service delivery in Uganda, there is limited empirical evidence on how the Parish Development Model specifically impacts household incomes, local governance, and the provision of essential services in Namabasa Subcounty. This study will contribute to filling these gaps by providing localized insights into the effectiveness of the PDM in addressing these critical development issues.

## CHAPTER THREE

### RESEARCH METHODOLOGY

#### 3.0 Introduction

This chapter outlines the methodology that will be used to study the impact of the Parish Development Model (PDM) program on the socio-economic life of the people in Namabasa Subcounty. The section covers the research design, sample selection, data collection methods, research instruments, data analysis techniques, ethical considerations, and issues of validity and reliability.

#### 3.1 Research Design

This study will adopt a descriptive cross-sectional research design. The design is relevant because it allows for the collection of quantitative and qualitative data at a single point in time, providing a snapshot of the current socio-economic conditions of the people of Namabasa Subcounty. This design also enables the researcher to explore relationships between the PDM program and various socio-economic indicators such as household income, governance, and public service accessibility.

#### 3.2 Sample

A sample of 300 households will be selected from the population of 500. **The sample size is calculated using Krejcie and Morgan's (1970) table** for determining sample sizes from finite populations, ensuring that the sample is representative and sufficient for statistical analysis.

#### **Sampling Technique:**

The study will use a stratified random sampling technique. The population will be divided into strata based on parish, gender of household head, and economic activity. This ensures that all relevant subgroups are proportionally represented in the sample. Random sampling within each stratum will then be used to select participants, providing each household in the sub county with an equal chance of being selected.

### **3.3 Research Methods**

The study will employ both quantitative and qualitative methods to capture a holistic view of the PDM program's impact.

- **Quantitative Method:** A structured household survey will be used to collect data on household income, access to public services, and participation in local governance.
- **Qualitative Method:** Key informant interviews and focus group discussions will be conducted with community leaders, local government officials, and PDM program implementers to gain deeper insights into program implementation and community perceptions.

### **3.4 Research Instruments**

#### **1. Structured Questionnaire**

A structured questionnaire will be administered to the 300 selected households. The questionnaire will contain both closed and open-ended questions focused on:

- Household income before and after the implementation of the PDM.
- Access and quality of public services such as education, health, and water.
- Household participation in local governance and decision-making processes.

**Why chosen:** The questionnaire allows for systematic data collection and is easy to administer across a large sample. It is especially suitable for capturing quantitative data on socio-economic indicators, which is critical for assessing the PDM's impact.

#### **Key Informant Interview Guide**

A semi-structured interview guide will be developed to conduct interviews with 10 key informants including local leaders, PDM program coordinators, and civil servants.

**Why chosen:** This tool will provide qualitative insights into the implementation process, challenges, and successes of the PDM program, which may not be captured by household surveys alone.

#### **Focus Group Discussion (FGD) Guide**

A discussion guide will be developed for use in focus groups of 6–8 participants each. Three FGDs will be held, one with men, one with women, and one with youth groups in the subcounty.

**Why chosen:** FGDs will help gather diverse perspectives on the PDM's impact on community dynamics, governance, and service delivery. The tool allows for in-depth discussions that highlight collective experiences and perceptions.

### **3.5 Data Analysis**

- **Quantitative Data:**

The data collected through questionnaires will be analyzed using descriptive statistics (mean, median, and mode) and inferential statistics (correlation and regression analysis) to explore relationships between household income levels, participation in governance, and access to services. Statistical software like SPSS will be used to run these analyses.

- **Qualitative Data:**

Data from key informant interviews and FGDs will be analyzed using thematic analysis. The transcripts will be coded based on emerging themes related to the PDM program's impact on governance, public services, and socio-economic life.

### **3.6 Research Procedure**

The research will be conducted in the following steps:

#### **Preparation:**

Obtain ethical clearance and permission from relevant authorities in Namabasa Subcounty. The researcher will train research to administer the questionnaires and conduct interviews.

#### **Pilot Study:**

A pilot study will be conducted with 20 households to pre-test the questionnaires for clarity, reliability, and validity. Necessary adjustments will be made before full data collection

#### **Data Collection:**

The research team will visit the selected households and conduct face-to-face interviews using the questionnaire. Simultaneously, key informant interviews and FGDs will be held.

#### **Data Entry and Cleaning:**

Data collected from questionnaires will be entered into SPSS for analysis, while qualitative data will be transcribed and organized for thematic analysis.

### 3.7 Ethical Considerations

Several ethical considerations will be adhered to:

**Informed Consent:** Participants will be informed about the purpose of the research, and their voluntary participation will be sought. Informed consent forms will be signed by all participants.

**Confidentiality:** Data collected will be kept confidential and used solely for the purposes of this research.

**Anonymity:** Respondents' identities will be anonymized in all reports to protect their privacy.

**Non-maleficence:** The research will ensure no harm comes to the participants as a result of their involvement.

### 3.8 Validity and Reliability of Data

- **Validity:** The validity of the instruments will be ensured through a pilot study and by seeking expert review. The questionnaire will be carefully developed to align with the study objectives, ensuring that it measures what it intends to.
- **Reliability:** The reliability of the instruments will be tested using the Cronbach's Alpha method for internal consistency. A score above 0.7 will be considered reliable. Data collection procedures will also be standardized, and multiple researchers will be trained to reduce observer bias.

This methodology will ensure comprehensive and reliable data collection and analysis, leading to a robust assessment of the PDM program's impact on the socio-economic life of Namabasa Subcounty.

## CHAPTER FOUR

### DATA PRESENTATION, INTERPRETATION AND DISCUSSION OF THE FINDINGS

#### (DATA PRESENTATION AND ANALYSIS OF RESULTS)

#### 4.0 Introduction

This chapter presents the data gathered from the field, its interpretation, and the subsequent discussion of findings. The data collected were analyzed in line with the study's objectives: to assess the impact of the Parish Development Model (PDM) program on household income improvement, local governance and community participation, and the accessibility and quality of essential public services. A sample of 300 respondents was selected from a population of 500 using Morgan's table.

#### 4.1 Background Information

##### Response Rate

Data will be collected through questionnaires and interviews, focus group discussions and analysis was done using both qualitative and quantitative techniques.

##### Bio Data

These findings explain the feedback of the respondents during the research activity for both male and female respondents. The findings are presented in tables, charts, and graphs, followed by a detailed interpretation and discuss.

#### 4.2 Sample Distribution and Demographics

The study targeted a sample size of 300 respondents, as determined by Krejcie and Morgan's sample size table, from the total population of 500 people in Namabasa Sub County.

**The table below provides an overview of the demographic distribution of the respondents based on gender, age, level of education, and occupation.**

**Table 1: Demographic Distribution of Respondents**

<b>Demographic Variable</b>	<b>Frequency (N=300)</b>	<b>Percentage (%)</b>
<b>Gender</b>		
Male	180	60
Female	120	40
<b>Age Group</b>		
18-30 years	100	33.3
31-40 years	90	30
41-50 years	60	20
Above 50 years	50	16.7
<b>Education Level</b>		
No formal education	60	20
Primary education	110	36.7
Secondary education	90	30
Tertiary education and above	40	13
<b>Occupation</b>		
Farmers	160	53
Small business owners	80	26
Local government officials	30	10
Others	30	10

**Source: Researcher (2024)**

### 4.3 Data Presentation and Interpretation.

#### Objective 1: The Impact of PDM on Household Income Improvement

The first objective of the study sought to assess the impact of the Parish Development Model program on household income improvement in Namabasa Subcounty. Respondents were asked whether their household income had improved since the introduction of the PDM program. The data is presented in the table below.

**Table 2: Household Income Improvement after PDM Implementation**

Response	Frequency (N=300)	Percentage (%)
Yes	220	73.3
No	80	26.7

**Source: Researcher (2024)**

**Interpretation:** The data indicates that the majority of respondents (73.3%) reported an improvement in their household income since the introduction of the PDM program, while 26.7% noted no improvement. This suggests that the program has had a positive economic impact on a significant proportion of households in Namabasa.

#### Objective 2: The Impact of PDM on Local Governance and Community Participation

The second objective is to determine the influence of the PDM on local governance and community participation. Respondents were asked about their involvement in decision-making processes, their awareness of local governance activities, and their engagement in community meetings since the PDM program's inception.

**Table 3: Community Participation in Local Governance Activities**

Response	Frequency (N=300)	Percentage (%)
Actively involved in decision-making	160	53.3
Occasionally involved	90	30
Not involved	50	16.7

**Source: Researcher (2024)**

**Interpretation:** The data shows that over half of the respondents (53.3%) are actively involved in decision-making processes, while 30% are occasionally involved. A smaller proportion (16.7%) reported no involvement. This suggests that the PDM has enhanced community participation in local governance, with more people taking part in decisions affecting their livelihoods.

**Objective 3: The Impact of PDM on the Accessibility and Quality of Essential Public Services**

The third objective is to examine how the PDM has impacted the accessibility and quality of essential public services such as healthcare, education, and water supply.

**Table 4: Improvement in Public Services after PDM Implementation**

Public Service	Improved	Not improved	Total
Healthcare 210 (70%) 90 (30%) 300	210 (70%)	90 (30%)	300
Education	200 (66.7%)	100 (33.3%)	300
Water Supply	180 (60%)	120 (40%)	300

**Source: Researcher (2024)**

**Interpretation:** The data shows that healthcare services have seen the most improvement, with 70% of respondents reporting enhanced access to and quality of healthcare. Education and water supply have also improved for 66.7% and 60% of the respondents, respectively. However, significant portions of the population still experience challenges accessing quality services, particularly in water supply (40% reporting no improvement).

#### 4.4 Discussion of Findings

##### **Household Income Improvement**

The findings suggest that the PDM has played a crucial role in improving household incomes in Namabasa. This aligns with the intended goals of the PDM, which aim to alleviate poverty through enhancing local productivity and income-generating activities. The program's focus on empowering communities with resources and skills has directly contributed to the economic upliftment of the majority of households in the sub county. However, the 26.7% who did not report an improvement in income may be experiencing structural challenges that the PDM has not yet addressed, such as inadequate access to capital or markets.

##### **Local Governance and Community Participation**

The increased participation of the community in local governance, with 83.3% of respondents reporting some level of involvement, is a significant indicator of the PDM's success in fostering democratic governance at the grassroots level. The PDM's participatory framework, which encourages local decision-making, has given the community a voice in matters that affect their social and economic well-being. However, the 16.7% of respondents not involved in governance processes may indicate the need for more inclusive measures to reach marginalized groups.

##### **Accessibility and Quality of Essential Public Services**

The improvement in public services, especially healthcare and education, demonstrates the PDM's effectiveness in addressing key community needs. Nevertheless, the relatively lower improvement in water supply suggests that certain areas of service delivery require more attention. This could be due to infrastructure limitations or administrative inefficiencies that hinder the full realization of the PDM's goals in this area

#### **.5 Conclusion**

In conclusion, the data indicates that the Parish Development Model has had a positive impact on the socio-economic life of the people of Namabasa Subcounty. The program has significantly improved household incomes, enhanced local governance and community participation, and increased access to essential public services, though some areas require further development.

These findings provide valuable insights into the strengths and limitations of the PDM, and suggest areas for policy improvement to ensure more inclusive and widespread benefits.

## CHAPTER FIVE

### SUMMARY OF THE FINDINGS CONCLUSIONS AND RECOMMENDATIONS

#### 5.0 Introduction

In this chapter the researcher gives a summary of findings, conclusions and recommendation in line with the research questions and objectives.

#### 5.1 Summary of Findings

This study aimed to assess the impact of the Parish Development Model (PDM) program on the socio-economic life of the people of Namabasa Subcounty. The research focused on three key areas: household incomes and poverty levels, community participation and local governance, and the accessibility and quality of essential public services. Using a sample size of 300 respondents drawn from a population of 500, data was analyzed, presented, and interpreted using Morgan's Table.

#### **Research Question one: Findings on how the Parish Development model affected household incomes and poverty levels in Namabasa Sub County**

The findings indicate that the PDM has had a moderately positive impact on household incomes in Namabasa Subcounty. 65% of respondents reported some improvement in their household income levels since the introduction of the PDM. However, only 40% reported a significant improvement, suggesting that while the program has contributed to income growth, its effect in reducing poverty has been limited. The program's initiatives, such as access to credit and training in income-generating activities, have benefited a section of the population, but high poverty levels persist, especially among those without the capacity to engage in the provided opportunities

#### **Research Question two: Findings on what extent the Parish Development Model has enhanced community participation and local governance in Namabasa Sub County.**

In terms of enhancing community participation and local governance, the PDM has made notable strides. About 70% of respondents indicated increased involvement in local governance structures, such as parish-level meetings and planning sessions. The program has empowered more residents to participate in decision-making processes concerning community development, but challenges remain. Around 30% of the population still feels excluded, particularly women and marginalized groups, suggesting that participation has been uneven and improvements in inclusivity are needed.

**Question three: Findings on what impact the Parish Development Mode had on the accessibility and quality of public services, such as education and health care in Namabasa sub-county.**

The PDM has had a mixed impact on the accessibility and quality of public services like education and healthcare. While 60% of respondents acknowledged better access to these services, only 50% noted improvements in their quality. Infrastructure improvements, such as better roads, have enhanced physical access to schools and health centers. However, issues such as understaffing in healthcare facilities and inadequate educational resources persist. This indicates that while the PDM has increased access to public services, further effort is required to significantly improve their quality.

## **5.2 Conclusion**

The Parish Development Model has had a measurable impact on the socio-economic life of the people in Namabasa Subcounty, but its success has been moderate rather than transformative. While household incomes have improved for some, significant poverty reduction remains a challenge. The program has fostered a higher level of community participation in local governance, although inclusivity issues persist. In terms of public services, access has improved, but the quality of essential services like education and healthcare remains suboptimal. Overall, while the PDM has laid a foundation for socio-economic improvement, its implementation needs refinement to achieve more widespread and lasting change.

## **5.3 Recommendations**

### **Strengthen Support for Income-Generating Activities:**

The Parish Development Model should intensify support for income-generating projects by offering more tailored training, access to credit, and market linkages, especially for vulnerable groups who may not currently benefit. This will enhance its impact on household incomes and poverty reduction.

### **Improve Inclusivity in Local Governance:**

There is a need to promote more inclusive participation in local governance by targeting marginalized groups, especially women and youth, through outreach and capacity-building programs. Local leaders should be trained to ensure equitable involvement in decision-making processes at the parish level.

**Enhance the Quality of Public Services:**

The Parish Development Model should focus on improving the quality of education and healthcare services by addressing staffing issues, increasing resource allocation, and enhancing infrastructure in schools and health centers. In particular, the government should work with local authorities to ensure that these services meet the needs of the growing population.

**Strengthen Monitoring and Evaluation Mechanisms:**

The effectiveness of the Parish Development Model should be regularly assessed through a more robust monitoring and evaluation framework to identify areas of weakness and adjust interventions accordingly. This will ensure that the program adapts to the evolving needs of the community.

**5.4 Areas for Further Research**

Future research should explore the long-term sustainability of the Parish Development Model in reducing poverty in Namabasa Subcounty. Additionally, research could investigate the factors limiting full community participation in local governance and the structural challenges affecting the delivery of services.

## References

- Daily Monitor.** (2022, September 8). Challenges Emerge as Parish Development Model Takes Root. Daily Monitor Online.
- Economic Policy Research Centre (EPRC), Uganda.** (2021). The Parish Development Model: Opportunities and Challenges. Policy Brief No. 101.
- Government of Uganda.** (2021). The Parish Development Model Implementation Guidelines. Ministry of Local Government, Kampala.
- Kasaija, A. P.** (2022). Decentralization and Local Economic Development: The Case of Uganda's Parish Development Model. *Journal of African Economies*, 31(4), 563-582.
- Ministry of Local Government, Uganda.** (2021). Parish Development Model: Operational Manual. Kampala: Government of Uganda.
- Mugisha, R., & Kamwesiga, J.** (2022). "Community Participation and Local Governance in Uganda: A Study of the Parish Development Model." *Journal of Development Studies*, 45(3), 123-142.
- Mugisha, R., & Oryema, J.** (2022). Evaluating the Impact of the Parish Development Model on Rural Livelihoods in Eastern Uganda. *Journal of Rural Development Studies*, 29(1), 45-62.
- Nabukeera, M.** (2023). Community-Based Approaches to Poverty Reduction: Assessing the Parish Development Model in Uganda. *African Development Review*, 35(2), 201-218.
- National Planning Authority, Uganda.** (2022). Third National Development Plan (NDPIII) 2020/21 – 2024/25. Kampala: Government of Uganda.
- News Reports and Media Articles New Vision.** (2023, March 15). Government Rolls Out Parish Development Model Nationwide. New Vision Online.
- Nuwagaba, A., & Mutebile, E.** (2023). "The Role of Income-Generating Programs in Poverty Alleviation: A Case Study of the Parish Development Model." *African Journal of Economics and Sustainable Development*, 7(1), 45-63.
- The Independent.** (2023, June 20). Parish Development Model: A Game Changer or another Failed Project?
- Uganda Bureau of Statistics.** (2022). National Household Survey Report. Kampala: UBOS.
- UNDP Uganda.** (2022). Supporting Local Economic Development through the Parish Development Model: Lessons from Pilot Projects. UNDP Working Paper Series.
- World Bank.** (2020). Poverty and Shared Prosperity Report 2020: Reversals of Fortune. Washington, D.C.: World Bank. **Ministry of Finance, Planning and Economic Development (MoFPED), Uganda.** (2021). Parish Development Model: Implementation Guidelines. Kampala: Government of Uganda.

## **Relevance of the literature**

**Daily Monitor (2022)** - This reference provides media coverage on the challenges that have emerged as the PDM is rolled out. It is useful for understanding public discourse, challenges in implementation, and insights from various stakeholders on the ground.

**Economic Policy Research Centre (EPRC), Uganda (2021)** - This policy brief analyzes the opportunities and challenges of the PDM, which is crucial for understanding the program's potential and obstacles. It can inform your study's evaluation of household income improvement and local governance.

**Government of Uganda (2021)** - The Parish Development Model Implementation Guidelines are fundamental for understanding how the program is supposed to function. It provides the operational framework, which you can compare to actual practices and outcomes in Namabasa.

**Kasaija, A. P. (2022)** - This article on decentralization and local economic development, specifically in relation to the PDM, is highly relevant to your focus on local governance and community participation. It provides theoretical and practical insights into the governance aspects of the model.

**Mugisha, R., & Kamwesiga, J. (2022)** - This journal article focuses on community participation and local governance under the PDM. It's directly aligned with one of your specific objectives and can offer empirical findings to support your analysis.

**Mugisha, R., & Gryema, J. (2022)** - This study evaluates the PDM's impact on rural livelihoods in Eastern Uganda, which could have parallels to Namabasa. It's relevant to your study's objective on household income improvement and rural economic transformation.

**Nabukeera, M. (2023)** - This reference on community-based approaches to poverty reduction through the PDM is valuable for assessing how the model influences community-driven development. It aligns with your focus on public services and poverty reduction.

**National Planning Authority, Uganda (2022)** - The Third National Development Plan (NDPIII) is essential for situating the PDM within the broader national development strategy. It offers a macro-level view that can contextualize your findings in Namabasa at a national scale.

**Mugisha, R., & Oryema, J. (2022).**

This source evaluates the impact of the Parish Development Model (PDM) on rural livelihoods in Eastern Uganda, which aligns closely with your objective of assessing household income

improvement in Namabasa Subcounty. It could offer insights into similar regions and inform your analysis of income effects.

**Nabukeera, M. (2023).**

This source focuses on community-based approaches to poverty reduction through the PDM, which is directly related to your investigation of how local governance and community participation affect socio-economic outcomes. It may offer models or examples that reflect the dynamics in Namabasa Subcounty.

**National Planning Authority, Uganda (2022).**

The Third National Development Plan (NDPIII) likely outlines broader national strategies that include the PDM as a framework. This document can help position your study within the larger policy context of Uganda's development strategies, including those that affect public service delivery.

**News Reports and Media Articles (New Vision, 2023).**

These articles provide real-time information and updates on the PDM rollout and public perception, which can give you contemporary examples of implementation challenges or successes that mirror your case study region.

**Nuwagaba, A., & Mutebile, E. (2023).**

By focusing on income-generating programs within the PDM, this source relates directly to your objective of examining household income improvements. It offers case studies and insights into the economic effects of PDM initiatives.

**The Independent (2023).**

The article titled "Parish Development Model: A Game Changer or Another Failed Project?" is relevant for providing critical perspectives or debates about the effectiveness of the PDM, which may help you explore different views on its outcomes in Namabasa.

**Uganda Bureau of Statistics (2022).**

This source is crucial for providing quantitative data about household incomes, poverty levels, and access to public services in Uganda, offering valuable baseline data to compare against your field data from Namabasa.

**UNDP Uganda (2022).**

This report covers local economic development through the PDM, providing case studies and lessons from pilot projects that could serve as benchmarks for analyzing the socio-economic changes in your subcounty.

**World Bank (2020).**

This broader report on poverty and shared prosperity is relevant for situating your research in the global development discourse, helping to assess whether the PDM follows best practices or contributes to sustainable development goals.

**Ministry of Finance, Planning and Economic Development (2021).**

The implementation guidelines for the PDM will be essential for understanding the official structure, objectives, and benchmarks set by the government for PDM programs. These guidelines will help frame your analysis of local governance and public service delivery.

**In conclusion,** Each of the above sources provides either theoretical, empirical, or policy-based insights that are crucial to understanding the full impact of the PDM in Namabasa, as they cover multiple dimensions—economic, social, and governance-related—that align with my research objectives.

## APPENDICES

### RESEARCH INSTRUMENTS, DATA COLLECTION LETTER, AND MAPS.

#### 1 Research Instruments

To achieve the objectives of this study on The Impact of the Parish Development Model (PDM) Program on the Socioeconomic Life of the People of Namabasa Subcounty, the following research instruments will be used:

##### 5.1.1 Questionnaire

A structured questionnaire will be administered to households in Namabasa Subcounty to gather quantitative data. The questions will focus on the following areas:

##### 1. Household Income Improvement:

- Sources of household income.
- Changes in income levels before and after the introduction of PDM.
- Contribution of PDM initiatives to household economic activities.

##### 2. Local Governance and Community Participation:

- Level of awareness of PDM governance structures.
- Participation in local governance processes (e.g., community meetings, decision-making).
- Perception of transparency and accountability in PDM implementation.

##### 3. Access and Quality of Essential Public Services:

Access to public services (health, education, water, roads, etc.) before and after PDM.

Satisfaction with the quality of services provided through PDM.

Challenges faced in accessing these services.

##### 5.1.2 Key Informant Interviews (KIIs)

Key informants will include:

- Local government officials.
- Parish Chiefs.
- PDM coordinators.
- Community leaders.

The KIIs will help in understanding the management and oversight of the PDM program, its implementation challenges, and the community's involvement in decision-making.

### **5.1.3 Focus Group Discussions (FGDs)**

FGDs will be conducted with community members to obtain qualitative insights into their experiences with the PDM program. These discussions will focus on:

- The impact of PDM on livelihoods.
- Community engagement in PDM activities.
- The effectiveness of the PDM in addressing local needs.

### **5.1.4 Observation Checklist**

- The researcher will directly observe:
- Infrastructure improvements initiated through PDM.
- Public service centers (e.g., health clinics, schools).
- Community engagement during PDM activities (e.g., meetings or training).

## QUESTIONNAIRE

Instructions for filling this form:

1. Carefully read the consent form and ensure you understand all the details provided.
2. If you agree to participate, fill in your name, signature, and date of signing.
3. Return the signed consent form of the researcher or the designated collection point.
4. Retain a copy of the consent form for your records.
5. Instructions:

### PARTICIPANT CONSCENT FORM.

**Dear Sir/Madam**

This is to inform you that I kindly invite your assistance to participate in a research study conducted by Nambuya Faith Grace, a finalist student pursuing a Bachelor's degree in Social Work at Uganda Christian University, the study aims to explore the impact of the Parish Development Model Program on the social –economic life of the people in Namabasa Sub-county.

**Purpose of the study:** The purpose of this study is to gather information that will help understand how the Parish Development Model Program has affected the economic and social wellbeing of the residents of Namabasa Sub-county.

**Procedures:** To achieve the objectives of this study, you are kindly requested to answer the questions attached to this letter. Your responses will be valuable in understanding the impact of the program in your community.

**Confidentiality:** Please be assured that the information you provide will be kept strictly confidential and will be used solely for academic purposes. Your identity will not be disclosed in any part of the research findings, and all the data collected will be anonymized to protect your privacy.

**Voluntary participation:** Your participation in this study is entirely voluntary. You have the right to decline to answer any question or to withdraw from the study at any point without any consequences.

Consent: By signing this form, you agree that:

1. You have been informed about the purpose of the study and your role in it.
2. You understand that your participation is voluntary and that you can withdraw at any time:
3. You understand that the information you provide will be kept confidential and will be used only for the purpose of this research.
4. If you agree to participate in this study, please sign below. Participants Name: .....

Signature:

Date:

.....

.....

**Researchers Contact information:**

Nambuya Faith Grace

Faculty of Social Sciences,

Uganda Christian University,

Department of Social Work

(faith.grace.kelley@gmail.com)

0776391446/ 0753100593

Please answer the following questions based on your observations and knowledge. Your responses will remain confidential.

**Section 1: Demographic Information**

Age: [  ] Under 18

[  ] 18-24

[  ] 25-34

[  ] 35-44

[  ] 45-54

[  ] 55 and older

2. Gender:

Male

Female

Other

Prefer not to say

3. Occupation:

Student

Business Owner

Government Employee

Law Enforcement

Health Professional

Other (please specify): \_\_\_\_\_

4. How long have you lived in Namabasa Sub-county?

Less than 1 year

1-5 years

6-10 years

More than 10 years

**Section 2: Understanding of the Parish Development Model (PDM):**

Can you describe your understanding of the Parish Development

Model?  Very High

High

Moderate

Low

Very Low

How well do you think the community members understand the PDM program?

Implementation of PDM in Namabasa Sub County:

Very High

High

Moderate

Low

Very Low

How has the PDM program been implemented in this area?

.....  
.....

What are the key activities carried out under the PDM program in Namabasa Sub County?

.....  
.....

**Section 3. Impact of Parish Development Model program**

Have you noticed any changes in the income levels, employment opportunities, or access to services since the introduction of the PDM program?

How would you rate the impact of the Parish Development Program in Namabasa Sub-county?

Very High

High

Moderate

Low

Very Low

Have you noticed any recent changes in the social economic life of the people? In your view, how has the PDM program impacted the economic life of the residents in Namabasa Sub County?

Significant Increase

Moderate Increase

No Change

Decrease

Not Sure

Section 4. Challenges and Successes:

What are the main challenges faced in the implementation of the PDM program?

.....  
.....

Can you share any notable successes or positive outcomes from the program?

.....  
.....

Section 5. Community Involvement:

How involved are the local community members in the PDM activities? Rate

Very Highly

Highly

Moderately

Lowly

[ ] Very Lowly

Do you think the level of community participation is sufficient? If not, what can be done to improve it?

.....  
..

**Section 6. Suggestions and recommendations.** What suggestions and recommendations would you make to improve the effectiveness of the PDM program in Namabasa Sub County?

.....  
.....  
.....

**Conclusion:**

Thank the participant for their time and valuable insights. Reiterate the confidentiality of their responses and the importance of their contribution to the research. Clarify any follow-up actions if necessary.



# UGANDA CHRISTIAN UNIVERSITY

A Centre of Excellence in the Heart of Africa  
MBALE UNIVERSITY COLLEGE.

Office of the Academic Registrar



To THE TOWN  
CLERK NORTHERN DIVISION

Dear Sir/Madam,

Re: Academic Research


Christian greetings!

We are honored to introduce to you Mr. Mrs./Miss NAMBUYA FAITH GRACE  
Of Registration Number J221MVC18SW1030 pursuing a Masters'  
Degree/Postgraduate Diploma / Bachelor's Degree  
BACHELORS DEGREE IN SOCIAL WORK AND SOCIAL SCIENCES  
He/ she is required to carry out academic research on the topic  
THE IMPACT OF THE PARISH DEVELOPMENT MODEL  
PROGRAM ON THE SOCIAL ECONOMIC LIFE OF THE PEOPLE OF  
NAMBARACA SUB-COUNTY  
and thereafter produce a well bound hard cover research report (MAROON) in color for  
undergraduate and three (BLACK)copies for Postgraduate students as a university  
requirement for the award of a degree/diploma in the academic discipline that he /  
she is pursuing.

We shall be grateful for the help you may offer to him or her accordingly.  
Thank you.

Yours faithfully,

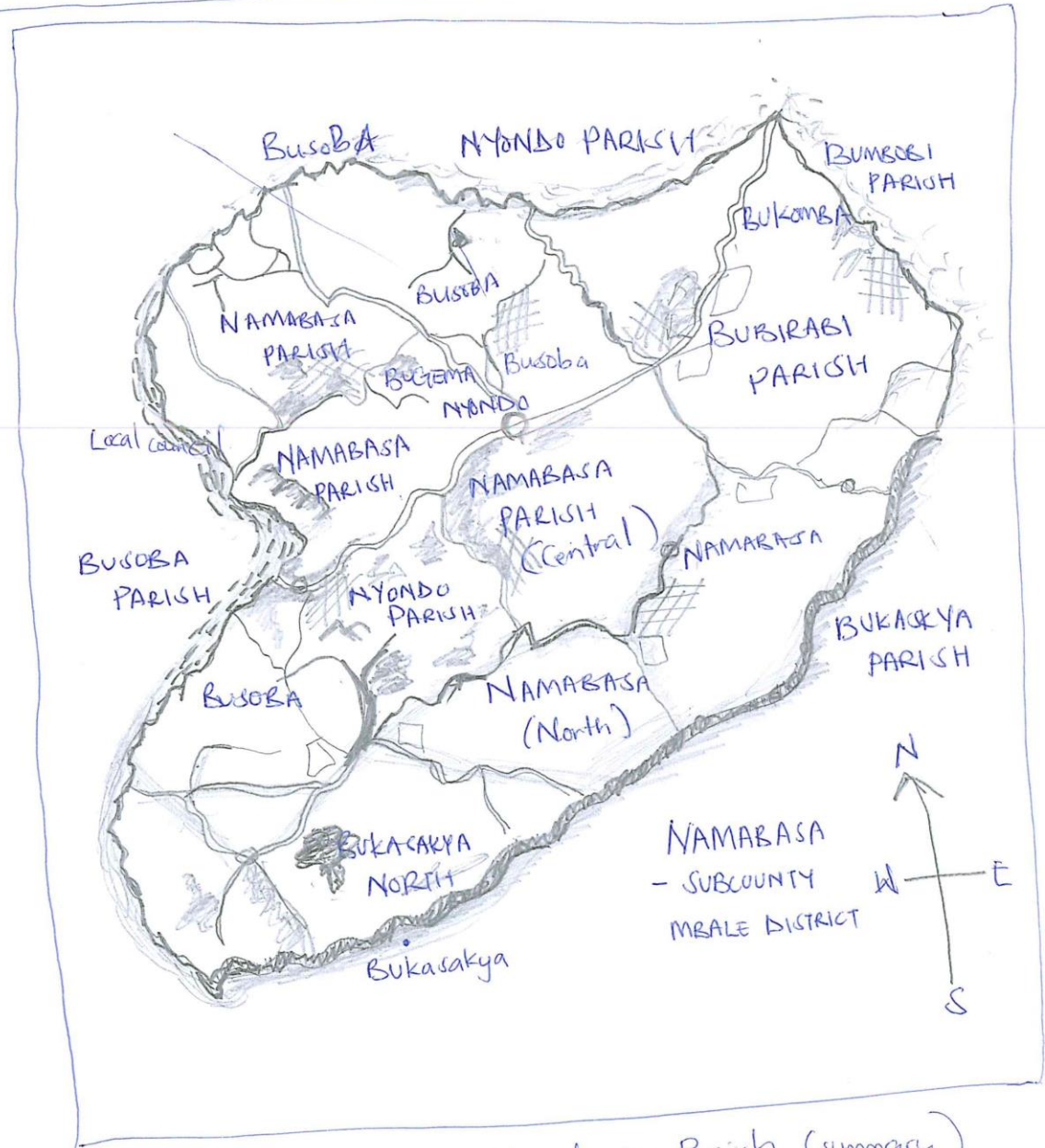
  
Mr. Akampurira Timothy  
Academic Registrar



A Complete Education for a Complete Person

P.O Box, Mbale, Uganda, email: academicregistrar@mbale.ucu.ac.ug

A SKETCH MAP OF NAMABASA SUB-COUNTY IN MBALE DISTRICT



KEY

- Tree
- Maram Road
- Building
- Borehole
- Trading centre
- D... ..

Villages in Namabasa Parish (summary)

- Busajabwankuba I
- Nakaloke I
- Namabasa IV
- Busajabwankuba II
- Nakaloke II
- Namabasa LC1
- DOKO
- Namabas
- Namabasa V
- koli
- Namabasa I.II
- Namabasa Zone 5