

ASSESSMENT OF THE IMPORTANCE OF PROPER WASTE MANAGEMENT IN THE OIL AND GAS INDUSTRY IN UGANDA

SAFIINA KANSIIME

M22B 44/001

**A DISSERTATION SUBMITTED TO THE SCHOOL OF BUSINESS IN PARTIAL FULFILLMENT
OF THE REQUIREMENTS FOR THE AWARD OF THE DEGREE OF BACHELOR OF
SCIENCE IN OIL AND GAS MANAGEMENT OF UGANDA CHRISTIAN UNIVERSITY**

April, 2025




**UGANDA CHRISTIAN
UNIVERSITY**

A Centre of Excellence in the Heart of Africa

DECLARATION

I, Kansiiime Safiina, hereby declare that this dissertation is my work and that it has not been submitted before to any other institution of higher learning for fulfillment of any academic award.

Signed.....

Date 14/04/2025.....

APPROVAL

This is to certify that this dissertation, “Importance of Waste Management in the Oil and Gas Industry” has been under my supervision, and now it is ready for submission.

Signature..........

Name: Mr. James Abbey Mugerwa

Date: 14/04/2025

DEDICATION

This research is dedicated to my fellow students at the Institute of Petroleum Studies Kampala. You have been unwavering source of inspiration, support, and camaraderie throughout this journey. Together we have shared challenges, triumphs, and countless moments of learning and growth. This work reflects not only my efforts but also the collective spirit of determination and passion that we embody as a community. May it serve as a statement to the power of collaboration and as a stepping stone for future endeavors within the oil and gas industry. To each one of you, this dedication is a token of gratitude and a celebration of our shared aspirations.

ACKNOWLEDGEMENT

I would like to express my deepest gratitude to those who contributed to the success of this research. First and foremost, my heartfelt thanks go to Nema the dedicated librarian at the Institute of Petroleum Studies, Kampala, for her invaluable guidance and unwavering support in providing access to crucial resources. To my family, your financial assistance and constant encouragement were pillars of strength throughout this journey. Without your love, this achievement would not have been possible. I am also proudly grateful to my supervisor, James Mugerwa, for his expert advice, constructive feedback, and steadfast support. Your guidance played a pivotal role in shaping the direction and quality of this work. To all who contributed to this endeavor in one way or another, I extend my sincere appreciation. Thank you for being part of this significant milestone in my academic journey.

TABLE OF CONTENTS

DECLARATION	ii
APPROVAL.....	iii
DEDICATION	iv
ACKNOWLEDGEMENT.....	v
LIST OF FIGURES.....	ix
LIST OF TABLES	x
LIST OF ACRONYMS.....	xi
ABSTRACT.....	xii
CHAPTER ONE	1
1.1 Introduction.....	1
1.2.1 Historical Background.....	1
1.2.2 Conceptual Background.....	2
1.2.3 Contextual Background	3
1.3 Problem Statement.....	4
1.4 Objectives Of The Study.....	5
1.5 Research Questions	6
1.6 Justification	6
1.7 Significance.....	6
1.8 Scope Of The Study	7
1.8.1 Content Scope.....	7
1.8.2 Geographical Scope.....	7
1.8.3 Time Scope.....	7

1.8.4 Purpose Of The Study	7
1.9 Conceptual Framework	7
CHAPTER TWO.....	9
literature Review	9
2.1 Introduction	9
2.2 Sustainable Development Theory	9
2.3 Environmental Management Theory.....	9
2.4 Industrial Ecology	9
2.5 Risk Management Theory	10
2.6 Stake Holder Theory	10
2.7 Waste Management In The Oil And Gas Industry	10
2.8 Best Practices In Other Countries	10
2.9 Waste Management Challenges	11
2.10 Regional Incentives And Policies.....	11
2.10.1 Current Waste Management Policies	11
2.10.2 Government Policies And Regulations.....	11
2.10.3 Stake- Holder Involvement	11
2.10.4 Gaps In The Literature	12
2.11 Conclusion.....	12
CHAPTER THREE.....	13
Research Methodology.....	13
3.1 Introduction.....	13
3.1 Research Design.....	13

3.2 Area of Study	13
3.3 Study Population	13
3.4 Sampling Procedures.....	14
3.4.1 Sample Size	14
3.4.2 Sampling Techniques.....	14
3.4.3 Data Collection Methods and Instruments	14
3.4.4 Primary Data.....	14
3.5 Data Analysis	15
3.6 Quality control	15
3.6.1 Research Validity.....	15
3.6.2 Research Reliability.....	15
3.7 Ethical considerations.....	15
CHAPTER FOUR	17
Results And Analysis	17
4.1 Introduction	17
4.2 Data Presentation And Analysis.....	17
section A: Personal Information	17
b) In which Age group do you belong?.....	19
c) What is your Level of education?.....	20
c) What is your marital status?.....	21
Section B: Waste Management Practices	23
How is the waste disposed of?.....	25
Section C: Environmental and Public Health Impact	26
b) If yes, please describe.....	27

Section D: Challenges.....27

Section E: Solutions.....35

CHAPTER FIVE.....37

5.1Introduction.....37

5.1 Summary of Findings.....37

5.2Recommendations38

5.3 Areas for Future Research.....40

5.4Conclusion42

APPENDICES.....43

Appendix A: Research Questionnaire.....43

Appendix B: Interview Guide.....46

REFERENCES.....47

LIST OF FIGURES

Figure 1: shows the gender of the respondents	18
Figure 2: shows the age brackets of respondents.....	19
Figure 3: shows the level of education of respondents	21
Figure 4: shows the marital status of the respondents	22
Figure 5: Shows types of wastes generated	24
Figure 6: Shows how waste is disposed	26
Figure 7: Shows Respondent's noticed environmental changes due to waste disposal practices	27
Figure 8: resources s challenge.....	32
Figure 9: inadequate infrastructure.....	33
Figure 10: limited regulatory enforcement	33
Figure 11: insufficient training and awareness among workers	34
Figure 12: financial constraints	34
Figure 13: other (Specify).....	35

LIST OF TABLES

Table 1: shows the gender of the respondents	17
Table 2: shows the age brackets of respondents	19
Table 3: shows the level of education of respondents	20
Table 4: shows the marital status of the respondents.....	22
Table 5: Shows types of wastes generated.....	23
Table 6: Shows how waste is disposed.....	25
Table 7: Shows Respondent’s noticed environmental changes due to waste disposal practices	26
Table 8: shows the rate at which lack of resources s challenge of waste management	28
Table 9: Shows the rate at which inadequate infrastructure is a challenge in waste management	29
Table 10: shows the rate at which limited regulatory enforcement is a challenge of waste management	29
Table 11: Shows the rate at which insufficient training and awareness is a challenge of waste management	30
Table 12: Shows the rate at which financial constraints is a challenge of waste management	31
Table 13: Shows the rate at which other factors are a challenge to waste management.....	31

LIST OF ACRONYMS

ABD	-Africa Development Bank
MEMD	-Ministry of Energy and Mineral Development
ILO	-International Labor Organization
EIA	-Environmental Impact Assessment
PAU	-Petroleum Authority of Uganda
NEMA	-National Environmental Management Authority
RCF	-Relations Council of Foreign
UNEP	-United Nations Environment Program
WB	-World Bank

ABSTRACT

This research focuses on the critical importance of waste management in Uganda's oil and gas industry. With the sector experiencing rapid growth, effective waste management practices are essential to mitigate environmental and public health risks while ensuring sustainable development. The study examines the types of waste generated during oil and gas operations, their environmental implications, and the regulatory frameworks governing waste disposal in Uganda. Using a mixed-methods approach, this research collected data through field surveys, interviews with key stakeholders, and analysis of existing waste management practices in oil-rich regions such as the Albertine Graben. The findings reveal significant gaps in waste handling procedures, including improper disposal methods and insufficient enforcement of regulations. Furthermore, the study highlights the potential economic benefits of adopting modern waste recycling and treatment technologies. The research concludes that strengthening waste management policies, investing in infrastructure, and fostering stakeholder collaboration are vital to minimizing the industry's ecological footprint. This study underscores the urgent need for a robust waste management system to balance economic growth with environmental sustainability, contributing valuable insights for policymakers and industry players.

CHAPTER ONE

1.1 Introduction

This chapter presents the background of the study, statements of the problem, and the purpose of the study, research objectives, research questions, and study's hypothesis, scope of the study and the significance of the study, the conceptual frame work, theoretical framework and lastly definition of terms

1.2 Background of the Study

1.2.1 Historical background

Globally, the oil and gas industry are one of the most significant contributors to environmental pollution (UNEP U. N., 2014) Effective waste management is essential to mitigate the industry's negative impact on air, water, and soil quality. Many countries with mature oil and gas industries have implemented stringent regulations to ensure sustainable waste management practices (Khan, 2023). These regulations often include guidelines for the handling, treatment, and disposal of various types of waste generated during exploration, production, and refining processes. In recent years, there has been a growing emphasis on the circular economy in the oil and gas sector which focuses on reducing waste generation, reusing materials, and recycling waste products to create a more sustainable and efficient industry (Medeiros *et al.*, 2022). Countries like Norway and Canada have been at the forefront of implementing innovative waste management technologies and practices, setting examples for emerging oil-producing nations like Uganda. Furthermore, international organizations such as the United Nations Environment Program (UNEP) and the World Bank have been actively involved in promoting sustainable waste management practices in the oil and gas industry. They provide technical assistance, funding, and policy guidance to help countries develop and implement effective waste management strategies (Medeiros *et al.*, 2022).

In Africa, the oil and gas industry is a critical sector across many African countries, including Nigeria, Angola, Algeria, and Libya. These nations have extensive oil reserves and have been significant players in the global oil market for decades. However, the management of waste

generated by the oil and gas industry remains a substantial challenge across the continent (Caprace *et al.*, 2023). In many African countries, the oil and gas sector has been associated with environmental degradation, including oil spills, gas flaring, and improper waste disposal. These issues have led to significant harm to local ecosystems, communities, and public health (Al-Rubaiey *et al.*, 2023). In response, there have been increasing efforts to implement better waste management practices and environmental regulations.

The African Union (AU) and regional bodies like the Economic Community of West African States (ECOWAS) have been working to promote sustainable development in the oil and gas industry. They advocate for policies and frameworks that enhance environmental protection, waste management, and social responsibility (Caprace *et al.*, 2023). Additionally, international partnerships and investments are being leveraged to bring in advanced waste management technologies and expertise. Several African countries are taking strides to improve their waste management systems. For instance, Nigeria has introduced regulations aimed at reducing gas flaring and encouraging the re-utilization of waste materials. Similarly, Angola has been investing in waste treatment facilities to manage the byproducts of its oil industry more effectively (Borbet *et al.*, 2023).

1.2.2 Conceptual background.

The potential for oil and gas development in Uganda promised a new source of wealth and opportunities for national development. Initial exploration activities began in the early 1920s but were halted due to various challenges, including limited technology and geopolitical issues. It wasn't until the early 21st century that modern technology and investment reignited interest in Uganda's oil potential (PAU). By 2006, the first commercially viable oil deposits were confirmed, leading to increased exploration and production efforts (Veronica Awhefeada, 2023). The development of Uganda's oil and gas sector has been accompanied by numerous challenges, including regulatory and infrastructural issues, environmental concerns, and the need for skilled labor. Waste management became a critical focus area as the industry grew, highlighting the need for sustainable practices to protect Uganda's rich biodiversity and communities (Bispo *et al.*, 2023).

Uganda's oil and gas sector is relatively new but has shown great promise since the discovery of significant oil reserves in the Albertine Graben. The Ugandan government has placed a strong emphasis on ensuring that the development of this sector is sustainable and benefits the country as a whole (Nov *et al.*, 2023). One of the main challenges that face Uganda's oil and gas industry is

the management of waste generated during exploration and production activities. The government has therefore established regulations and guidelines to address these challenges, including the National Environment (Oil Spill Prevention, Preparedness and Response) Regulations, 2020, and the National Oil and Gas Policy, 2008. These policies aim to ensure that oil and gas operations do not compromise the environment or public health.

Waste management in the oil and gas industry involves the handling and disposal of drilling waste, produced water, and hazardous chemicals. Companies operating in the sector are required to adopt best practices in waste management, including waste minimization, recycling, and safe disposal methods (Bispo *et al.*, 2023). The government, in collaboration with international partners, has been working to build capacity and infrastructure to manage oil and gas waste effectively for example in Kingfisher, waste management is being handled by consortium of Luwero industries Limited (a subsidiary of the national enterprise cooperation) and HBP, a Chinese company, specializing in oil waste management (Daghlis *et al.*, 2023). They have set up facilities to manage and treat, and dispose of waste including solid and liquid equipment plants, engineered landfills and environmental monitoring facilities. For the Tilenga project, waste management is being managed by Enviroserve Uganda a collaboration between South African Company EnviroServe Waste management limited and Uganda's Green Albertine Limited (Le *et al.*, 2023). These have established a waste treatment and waste facility in Nyamasonga village, equipped Hoima district with state- of -the- art equipment to handle liquid, solid, and gaseous waste.

1.2.3 Contextual Background

Uganda's oil and gas sector has seen significant development since the discovery of oil reserves in the Albertine Graben region. This growth has brought about numerous economic opportunities, including job creation, increased revenue, and infrastructural development. However, it has also raised concerns about environmental sustainability, particularly in terms of waste management (Bayramov, 2023). The oil and gas industry generates various types of waste, including drilling muds, produced water, and hazardous chemicals. The improper handling and disposal of these wastes pose serious risks to local ecosystems, water bodies, and communities. Recognizing these challenges, the Ugandan government has implemented regulations and

policies to promote sustainable waste management practices in the oil and gas sector. Local communities, environmental organizations, and other stakeholders play a crucial role in advocating for responsible waste management practices (Mortezaeikia *et al.*, 2023). Their involvement ensures that the industry operates in a manner that safeguards environmental and public health while maximizing the benefits of oil and gas development.

As Uganda's oil and gas industry expands, so does the generation of various types of waste, including drilling muds, produced water, and hazardous chemicals. (NEMA, 2020). The improper handling and disposal of these wastes can lead to soil and water contamination, posing serious risks to ecosystems and human health (Turyahikayo, 2014). Recognizing these challenges, the Ugandan government has implemented regulations and policies aimed at promoting sustainable waste management practices in the oil and gas sector. This study seeks to investigate the current waste management practices in Uganda's oil and gas industry, identify gaps and challenges, and propose recommendations for improvement (Mong *et al.*, 2022). The development of the oil and gas sector has met with optimism and concern. The discovery of commercially viable deposits in 2006 marked a significant milestone for the country. This discovery promised economic benefits including job creation, increased revenue and infrastructural development (Le *et al.*, 2023). However, it also highlighted the need for effective waste management systems to mitigate the environmental impacts of oil and gas activities (UNEP, 2014).

Local communities and non-governmental organizations have been actively involved in advocating for better waste management practices in the oil and gas (Samaila *et al.*, 2023). Their participation ensures that industry operations are conducted in an environmentally and socially responsible manner (Sinclair, 2005). This study seeks to investigate the current waste management practices in Uganda's oil and gas industry, identify the gaps and challenges and propose recommendations for improvement.

1.3 Statement of the Problem

The rapid growth of the oil and gas industry presents significant environmental and public health challenges due to generation and management of industry related waste. Effective waste management is crucial in the oil and gas industry to prevent environmental degradation, health

risks and economic losses (IPECA, 2019). Ideally the oil and gas industry in Uganda should adopt sustainable waste management practices for waste management ensuring minimal environmental impact and compliance with international standards (ISO, 2015), Continuous monitoring and improvement to ensure minimal environmental impact and protection of public health (UNEP, 2014) For instance state-of-the-art facilities for treating drilling mud should be in place ensuring that these wastes are treated to eliminate harmful contaminants before disposal. Additionally, there should be regular engagement in regular environmental audits and community consultations to maintain transparency and accountability (Butova *et al.*, 2023).

Despite the existence of regulations and policies such as the National Environment (oil spill, preparedness and response) Regulation, 2020 and the National Oil and Gas Policy, 2008, there are persistent deficiencies in effective waste management practices (NEMA, 2020) examples of these include, inadequate infrastructure for waste treatment, such as the advanced treatment facilities, limited technical capacity among local staff to manage hazardous wastes effectively (Le *et al.*, 2023). Furthermore, there is insufficient enforcement of existing regulations, leading to improper disposal practices that pose serious risks to the ecosystems and public health particularly in the Albertine graben region (Turyahikayo, 2014) there are still persistent gaps in handling and disposal of hazardous wastes leading to pollution, health hazards and conflicts with local communities. For instance, in 2019, oil spills were reported in the Albertine graben contaminating water sources and affecting local livelihoods (Mong, 2019). The lack of proper waste disposal facilities has resulted in the dumping of hazardous waste in unauthorized areas posing health risks to nearby communities (Mong *et al.*, 2022).

This study aims to fill these gaps by examining the current waste management practices within Uganda's oil and gas sector (Antoni *et al.*, 2021). Specifically, the research will identify the challenges and deficiencies in the existing system, such as the reliance on outdated waste disposal methods and lack of comprehensive environmental monitoring programs. This study will also propose comprehensive solutions to enhance sustainability of waste management (Mortezaeikia *et al.*, 2023).

1.4 Objectives of the Study

1. To assess the current waste management practices in Uganda's oil and gas industry by analyzing data from the 3 waste management companies operating on the Tilenga and Kingfisher Project that is, Luwero industries limited, EnviroServe Uganda and Uganda's Green Albertine Limited.
2. To identify and quantify the gaps and challenges in existing waste management systems by conducting surveys and interviews with 100 industry stakeholders, including government officials, company representatives, and local community members.
3. To develop and propose actionable recommendations for improving waste management practices in Uganda's oil and gas industry, based on best practices from other countries and input from industry experts.

1.5 Research Questions

1. What are the current waste management practices implemented by oil and gas companies operating in the Albertine Graben region of Uganda?
2. What are the specific gaps and challenges in the existing waste management systems in Uganda's oil and gas industry, as identified by industry stakeholders?
3. What actionable recommendations can be developed to improve waste management practices in Uganda's oil and gas sector, based on best practices from other countries and expert input?

1.6 Justification

Uganda's oil and gas sector is expanding, necessitating proactive waste management strategies. This study contributes to the developing sustainable solutions, minimizing environmental impacts, and promoting eco-friendly practices.

1.7 Significance

This research will provide valuable insights for policy-makers, industrial stakeholders and environmental organizations, informing evidence-based decisions for sustainable waste management practices.

1.8 Scope of the Study

1.8.1 Geographical Scope

This study focused on three areas in the Albertine Graben that is, Hoima district a home community directly impacted by the oil and gas sector making it a crucial area for assessing the environmental and health implications of waste management practices, Buliisa district which is part of the Tilenga Project with This, the study focused on waste management practices examining how these practices affect local communities and ecosystems. And lastly Kikuube which is part of the Kingfisher project where the study identified the challenges and opportunities for improving sustainability. By focusing on these areas, the study aimed to provide a detailed analysis for waste management practices and their environmental and public health implications.

1.8.2 Content Scope

In terms of content scope, this study specifically sought to determine the effectiveness of waste management practices in Uganda's oil and gas industry. The study further examined the impact of these practices of environmental and public health outcomes, the challenges and gaps in the current waste management systems and the potential solutions for improving sustainability in the sector.

1.8.3 Time Scope

The researcher conducted research for a time period of six months from September 2024 to February 2025 to collect the needed information and submission of the final report. This study included a period between 2006 and 2024 covering 18 years. This timeframe was chosen because significant developments and milestones in Uganda's oil and gas industry occurred during these years including the discovery of commercially viable oil reserves, establishment of regulatory frameworks and implementation of major oil and gas projects.

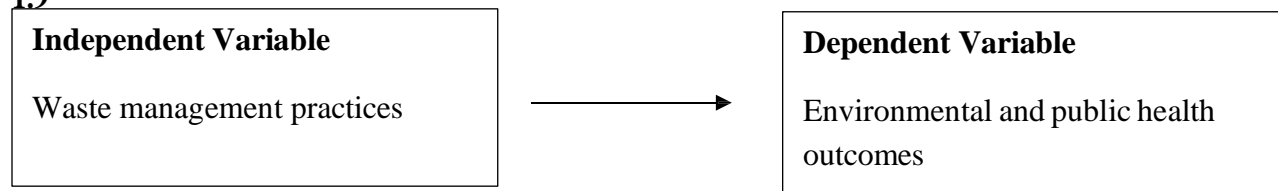
1.8.4 Purpose of the Study

The purpose of this study was to examine the importance of proper waste management in the oil and gas industry.

1.9 Conceptual Framework

In this study, the independent variable is waste management practices while the dependent variable is the environmental and public health outcome. The independent variable, waste management practices, directly affects the dependent variable, environmental and public health outcomes. Effective waste management practices such as proper handling and disposal of hazardous waste, can lead to positive environmental and public outcomes by minimizing pollution and protecting natural resources (Freeman, 1984). Conversely, inadequate waste management practices can result in negative outcomes, such as environmental contamination and adverse health effects on local communities (Ajayi, 2013).

1.9



CHAPTER TWO

LITERATURE REVIEW

2.1 Introduction

The literature review will thoroughly examine existing research, theories, and frameworks relevant to waste management in the oil and gas industry. This chapter will explore global perspectives, regional insights, and specific practices within Uganda, establishing a foundation for understanding the current state of knowledge and identifying gaps that this study seeks to fill (Bwala & Sabiu Imam, 2023).

2.2 Sustainable Development Theory

Sustainable development is a critical concept that balances economic growth with environmental protection and social equity. According to the Brundtland Report (World Commission on Environment and Development, 1987), sustainable development involves meeting the needs of the present without compromising the ability of future generations to meet their own needs (Lee et al., 2015). This theory is particularly relevant to waste management in the oil and gas industry, where sustainable practices are essential to minimize environmental impact while promoting economic and social benefits (Igliński et al., 2023).

2.3 Environmental Management Theory

Environmental management theory focuses on systematic approaches to managing the environmental impacts of industrial activities. (Sinclair, 2005), highlights that effective environmental management practices are crucial for compliance with regulations and sustainable operations (Hegazy et al., 2023). This theory provides a framework for developing and implementing waste management practices that minimize environmental pollution and promote sustainability.

2.4 Industrial Ecology

Industrial ecology studies the flow of materials and energy through industrial systems, aiming to optimize resource use and minimize waste generation (Zhou et al., 2023). Emphasizes that industrial ecology promotes the circular economy, where waste is viewed as a resource that

can be reused or recycled. This approach is particularly relevant to the oil and gas industry, where the efficient use of resources and waste minimization are critical.

2.5 Risk Management Theory

Risk management theory involves identifying, assessing, and mitigating risks associated with industrial activities. (Aven, 2011) explains that effective risk management strategies are essential for handling hazardous waste in the oil and gas industry. This theory provides a basis for understanding the potential risks of improper waste disposal and developing strategies to mitigate these risks (Sircar et al., 2021).

2.6 Stake Holder Theory

Stakeholder theory posits that organizations should consider the interests of all stakeholders in their decision-making processes (Khan, 2023). This theory emphasizes the importance of inclusive and transparent waste management practices in the oil and gas sector, considering the concerns and expectations of various stakeholders, including local communities, government authorities, environmental groups, and industry partners (Knebel et al., 2023).

2.7 Waste Management in the Oil and Gas Industry

The oil and gas industry are a major contributor to environmental pollution globally. Effective waste management practices are essential to minimize the negative impact of industry activities on the environment and public health (Tan et al., 2020). According to the United Nations Environment Program (2014), the industry generates various types of waste, including drilling muds, produced water, and hazardous chemicals, all requiring careful handling and disposal (Medeiros et al., 2022).

2.8 Best practices in other countries

Several countries have successfully implemented advanced waste management practices in the oil and gas industry. Norway, for example, has a stringent regulatory framework that ensures sustainable practices (Slunge, 2019) Canada has also been at the forefront of adopting innovative waste management technologies, focusing on reducing waste generation and promoting recycling and reuse (Górska et al., 2023).

2.9 Waste Management Challenges

The oil and gas industry is a significant economic driver in many African countries, including Nigeria, Angola, and Algeria. However, waste management remains a considerable challenge (Gadirova, 2023). OLukaejire, 2024, notes that improper disposal of oil and gas waste has led to severe environmental degradation in the Niger Delta region of Nigeria. Similar issues are prevalent in other oil-producing African countries, where inadequate infrastructure and regulatory frameworks exacerbate the problem (Li et al., 2023) oil and gas industry.

2.10 Regional Incentives and Policies

Regional bodies such as the African Union and the Economic Community of West African States (ECOWAS) promote sustainable development in the oil and gas sector. (ADB, 2020) emphasises the need for improved regulatory frameworks, infrastructure, and capacity building to enhance waste management practices across the continent (Umar et al., 2017).

2.10.1 Current Waste Management Policies

Uganda's oil and gas industry is relatively young; it has grown significantly since the discovery of oil reserves in the Albertine Graben. The National Environment Management Authority (NEMA, 2020) highlights that while regulations are in place; there are still significant gaps in the handling and disposal of hazardous waste. The industry generates various types of waste, including drilling muds, produced water, and chemicals, which require proper management to prevent environmental contamination (Al Hello et al., 2023).

2.10.2 Government Policies and Regulations

The Ugandan government has introduced several policies to address waste management in the oil and gas sector. The National Oil and Gas Policy (2008) provide a comprehensive framework for the industry's sustainable development. Additionally, the National Environment (Oil Spill Prevention, Preparedness and Response) Regulations (2020) outline specific guidelines for waste management practices to ensure environmental protection (Olukanni et al., 2023).

2.10.3 Stake – Holder Involvement

Local communities, environmental organizations, and other stakeholders are crucial in advocating for responsible waste management practices in Uganda. Their involvement ensures that the voices of those most affected by oil and gas operations are heard, and that the industry

Operates in a manner that benefits all stakeholders (Munoz & Albores, 2011). According to Turyahikayo (2014), stakeholder engagement is essential for successful implementation of sustainable waste management practices.

2.10.4 Gaps in the Literature

Despite the existing research, there are several gaps in the literature regarding waste management in Uganda's oil and gas industry. These include: Limited empirical studies on the effectiveness of current waste management practices, insufficient data on the environmental and health impacts of waste generated by the industry and, lack of comprehensive analysis of the regulatory framework and its enforcement (Muhamad et al., 2022). This study aims to fill these gaps by providing an in-depth analysis of current practices, challenges, and potential solutions for improving waste management in Uganda's oil and gas sector (Igliński et al., 2023).

2.11 Conclusion

The literature review highlights the importance of sustainable waste management practices in the oil and gas industry (Bayramov, 2023). It provides a theoretical foundation and contextual understanding that will guide the subsequent chapters of this study. The review also identifies key gaps in the existing literature, underscoring the need for further research to develop effective and sustainable waste management strategies in Uganda (Caprace et al., 2023).

CHAPTER THREE

RESEARCH METHODOLOGY

3.1 Introduction

This chapter outlines the research methodology used in this study, providing a detailed description of the research design, area of study, study population, sampling procedures, sample size, sampling techniques, data collection methods and instruments, primary data, and the limitations of the study. The methodology ensures a comprehensive and systematic approach to address the research objectives and questions. By employing these methodologies, the study aims to provide insightful and actionable recommendations for improving waste management practices in the oil and gas industry in Uganda.

3.2 Research Design

The research design employed in this study was a mixed-methods approach, combining both qualitative and quantitative methods to provide a comprehensive understanding of waste management practices in Uganda's oil and gas industry. This approach allowed triangulation, enhancing the validity and reliability of the findings.

3.3 Area of Study

The study focused on the Albertine Graben region in western Uganda, which is the epicenter of the country's oil exploration and production activities. Key areas within this region include Hoima, Buliisa, Kikuube, and Nwoya districts, where significant oil and gas operations are concentrated.

3.4 Study Population

The study population had a target of 80 individuals but obtained 60 respondents. This included stakeholders involved in the oil and gas industry in the Albertine Graben region, government officials, industry experts, and representatives from oil and gas companies, local community members, and environmental NGOs.

3.5 Sampling Procedures

3.5.1 Sample Size

The study surveyed approximately 60 respondents with key informants. Field observations were carried out at 3 major sites; within the Albertine Graben region that is, Kingfisher (Luwero industries), Tilenga (EnviroSource) and Uganda's Green Albertine Limited. The sample size was determined basing on (Yamane, 1967) formula as presented below.

$$n=N/(1+N(e)^2)$$

N symbolises the total population

n symbolises the sample size

e symbolises the margin error

$$n=\frac{N}{(1+N(e)^2)}$$

$$n=\frac{52}{(1+52(0.05)^2)}$$

$$n=60$$

3.5.2 Sampling Techniques

A combination of purposive sampling and random sampling techniques were used to ensure a representative sample. Purposive sampling was employed for selecting key informants such as government officials, industry experts, and representatives from NGOs, while random sampling was used for distributing surveys to ensure a representative sample of the study population.

3.5.3 Data Collection Methods and Instruments

Multiple data collection methods were used to gather comprehensive data as shown below:

Surveys: Structured questionnaires were distributed to 30 respondents to gather quantitative data from various workers, local communities.

Interviews: In-depth, semi-structured interviews were conducted with key informants such as stake holders, government officials, environmental experts and the oil and gas companies to gather qualitative insights.

Field Observations: Direct observations were carried out to document waste management practices and assess compliance with regulations.

3.5.4 Primary Data

Primary data was collected directly from the respondents through surveys, interviews, and field

observations. This data provided firsthand information on waste management practices, environmental impacts, and public health outcomes.

3.5.5 Data Analysis

Quantitative Analysis: Survey data was analyzed using descriptive statistics (mean, median, mode) and inferential statistics (regression analysis, ANOVA, SPSS) to identify patterns and correlations.

Qualitative Analysis: Interview and observation data were analyzed using thematic analysis. Key themes and patterns were identified, coded, and interpreted to provide deeper insights into waste management practices and their impacts.

3.6 Quality control

3.6.1 Research Validity

This refers to the extent to which the results of a study accurately reflect the concept being measured and are free from bias. Ensuring that the data collection instruments accurately measure the intended constructs. This was achieved through careful design of questionnaires and interview guides and conducting a polite test to refine the instruments.

3.6.2 Research Reliability

This refers to the consistency and stability of the measurement process. Reliable data collection ensures that data results are reproducible under similar conditions and the following measures were implemented to enhance reliability; pilot testing, training of data collectors, standardized data collection protocols, data verification and validation and lastly continuous monitoring.

3.7 Ethical considerations

All participants were fully informed about the purpose of the study, their rights, and how their data would be used. Consent was obtained before participation

Participants' identities and responses were kept confidential, their data was anonymous and securely stored to protect privacy.

Participation in the study was entirely voluntary and participants had a right to withdraw anytime without any consequences

CHAPTER FOUR

RESULTS AND ANALYSIS

4.1 Introduction

This chapter presents, and discusses the study's results and outcomes of the study in the form of tabulations, graphs and analysis data.

4.2 Data Presentation and Analysis

The research focused on a sample size of 60 respondents, and the researcher successfully contacted all of them resulting to no missing replies

Section A: Personal Information

- a) What is your gender

Table 4.1: shows the gender of the respondents

Statistics

gender

N	Valid	60
	Missing	0

gender

		Frequency	Percent	Valid Percent	Cumulative Percent
Valid	male	32	53.3	53.3	53.3
	female	28	46.7	46.7	100.0
	Total	60	100.0	100.0	

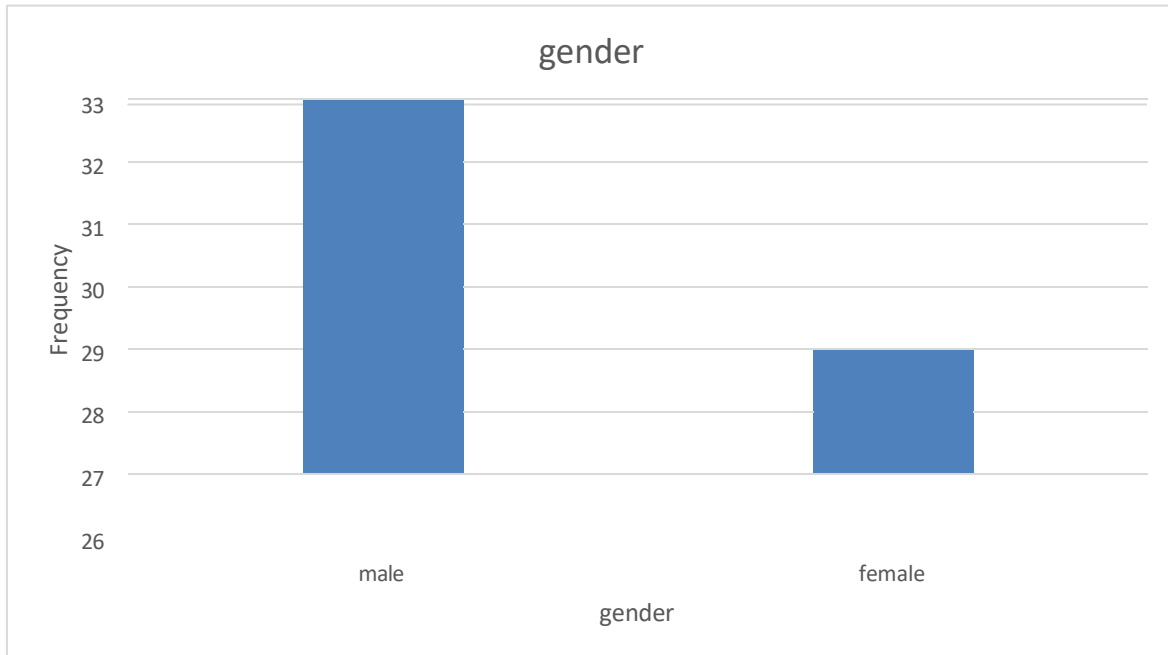


Figure 4.1: shows the gender of the respondents

The researcher captured responses from 60 participants with relatively balanced gender distribution 32 males (53.33%) and 28 females (46.67%). The slight majority of male respondents approximately 7% more than the females are an indication that the oil and gas industry recruit more males than the females. However, the percentage of the female working in such hazardous environment was not illustrating a bad image meaning the industry is sensitive at gender. This is represented in the table above.

b) In which Age group do you belong?

Statistics

Age		
N	Valid	60
	Missing	0
Mean		2.9167
Std. Deviation		1.31860
Minimum		1.00
Maximum		5.00

Table 2: shows the age brackets of respondents

		Age			Cumulative Percent
		Frequency	Percent	Valid Percent	
Valid	18-24	10	16.7	16.7	16.7
	25-32	15	25.0	25.0	41.7
	33-40	14	23.3	23.3	65.0
	41-48	12	20.0	20.0	85.0
	49 and above	9	15.0	15.0	100.0
	Total	60	100.0	100.0	

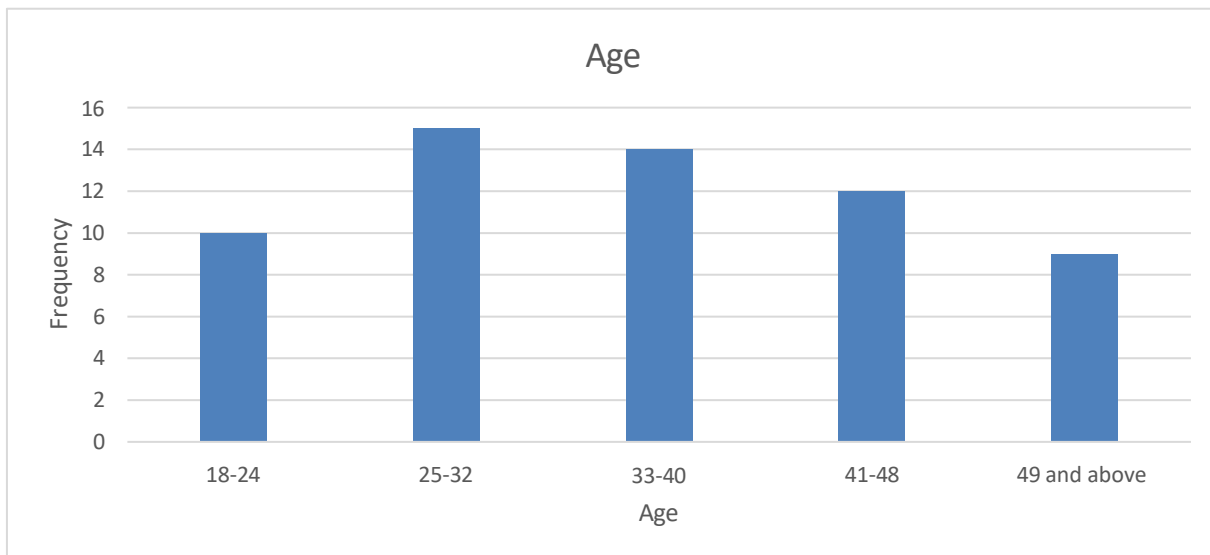


Figure 2: shows the age brackets of respondents

The research also discovered that age distribution of the respondents indicates a diverse demographic range, with the largest group being 25-32 years (25.0%), followed by 33-40 years (23.3%), and 18-24 years (16.7%). Only those respondents between the age of 18-24 years were few with 16.7%. This could be of the fact that this age group often lacks the practical experience and industry specific skills that older employees possess. While they are enthusiastic and willing to learn, the initial investment and training for them is always high. This is presented in the table above.

c) **What is your Level of education?**

Statistics

Education Level

N	Valid	60
	Missing	0
Mean		2.6000
Std. Deviation		.92425
Minimum		1.00
Maximum		4.00

Table 3: shows the level of education of respondents

Education Level

		Frequency	Percent	Valid Percent	Cumulative Percent
Valid	Primary	8	13.3	13.3	13.3
	Secondary	18	30.0	30.0	43.3
	Tertiary Institutions	24	40.0	40.0	83.3
	Others specify	10	16.7	16.7	100.0
	Total	60	100.0	100.0	

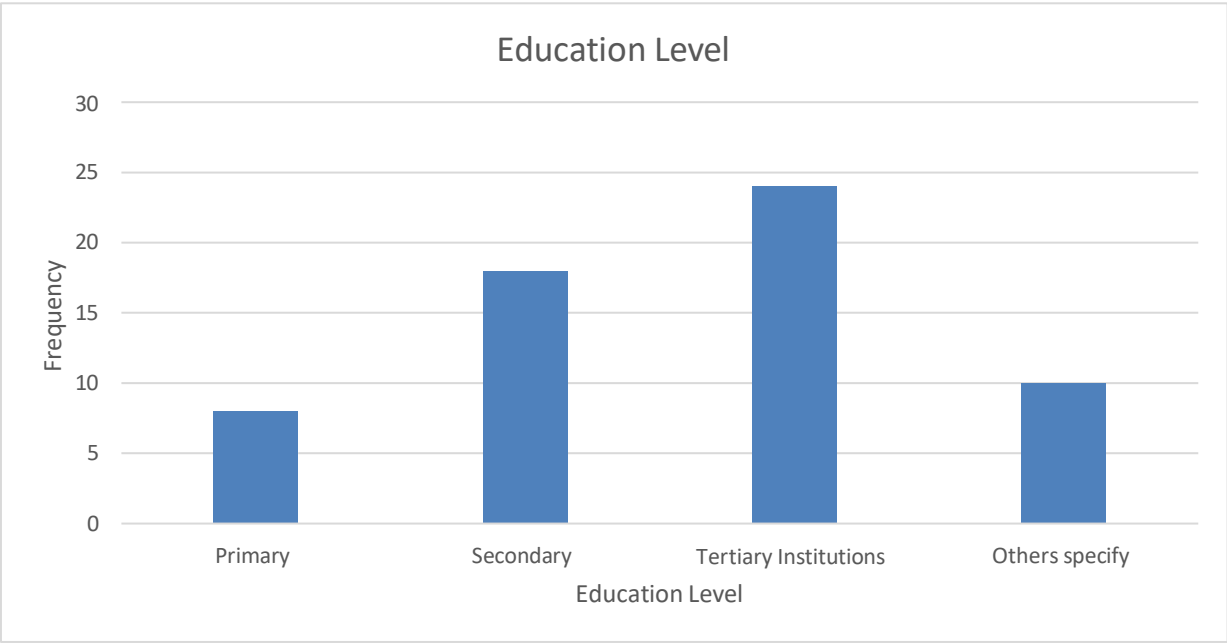


Figure 3: shows the level of education of respondents

On conducting the research, the distribution of education levels among the respondents shows that 40.0% have received education from tertiary institutions, followed by 30.0% who have completed secondary education, 16.7% with specified qualifications, and 13.3% with primary education. This distribution indicates that a significant proportion of the respondents hold higher educational qualifications, which is crucial for understanding current waste management practices in Uganda’s oil and gas industry. Insights from respondents with diverse educational backgrounds paid in identifying educational gaps and challenges within the waste management systems. This comprehensive data informs the development of recommendations that address the needs and knowledge levels of stakeholders across various educational tiers.

c) What is your marital status?

Statistics

Marital Status		
N	Valid	60
	Missing	0
Mean		2.0000
Std. Deviation		1.04151
Minimum		1.00
Maximum		4.00

Table 4: shows the marital status of the respondents

		Marital Status			
		Frequency	Percent	Valid Percent	Cumulative Percent
Valid	Married	24	40.0	40.0	40.0
	Single	20	33.3	33.3	73.3
	Divorced	8	13.3	13.3	86.7
	Separated	8	13.3	13.3	100.0
	Total	60	100.0	100.0	

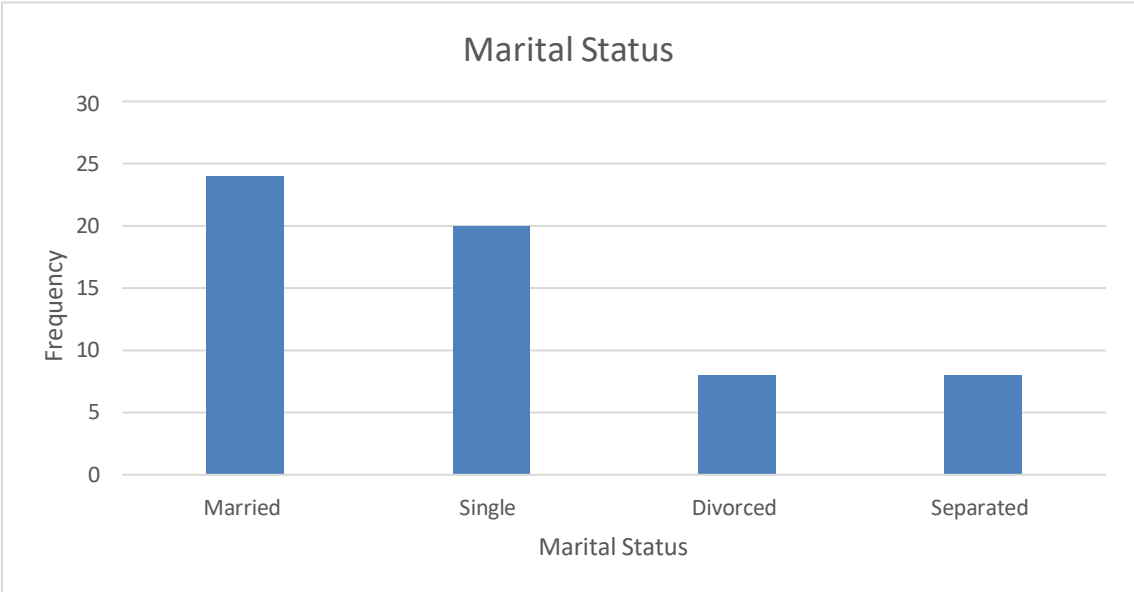


Figure 4: shows the marital status of the respondents

The distribution of the respondents' marital status reveals that 40.0% are married, 33.3% are single, 13.3% are divorced, and 13.3% are separated. By gathering insights from respondents across various marital statuses, we were able to identify gaps and challenges in the waste management systems that are specific to each status. This comprehensive data guided the development of tailored recommendations that address the unique needs of stakeholders from different marital statuses.

Section B: Waste Management Practices

a) What types of waste are generated in your area?

types of wastes statistics

Waste Management Practices

N	Valid	60
	Missing	0
Mean		1.6333
Std. Deviation		.48596
Minimum		1.00
Maximum		2.00

Table 5: Shows types of wastes generated

types of wastes

		Frequency	Percent	Valid Percent	Cumulative Percent
Valid	Hazardous	22	36.7	36.7	36.7
	Non-Hazardous	38	63.3	63.3	100.0
Total		60	100.0	100.0	

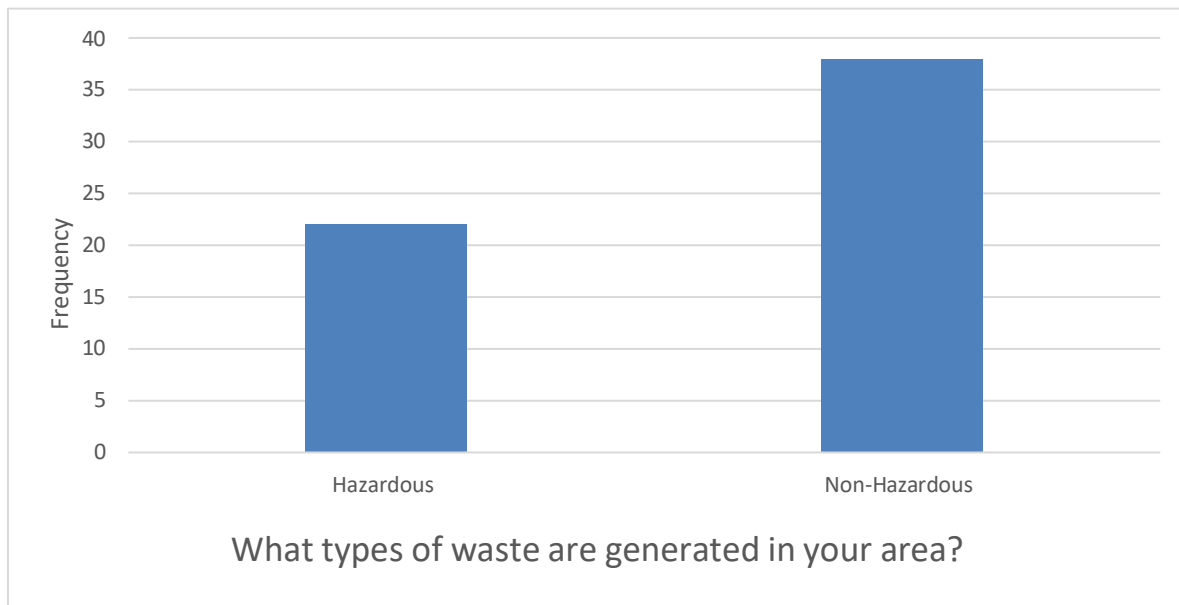


Figure 5: Shows types of wastes generated

The waste management practices data indicates that 36.7% of the respondents generated hazardous waste, while 63.3% generated non-hazardous waste. This data highlights the prevalence of non-hazardous waste in the area. Understanding the proportion of hazardous to non-hazardous waste was crucial for assessing current waste management practices in Uganda's oil and gas industry. Identifying the types of waste generated allowed us to pinpoint specific challenges and gaps in handling hazardous waste. These insights informed the development of targeted recommendations to improve waste management practices.

How is the waste disposed of?

Statistics

How is the waste disposed of		
N	Valid	60
	Missing	0
Mean		2.2000
Std. Deviation		1.03825
Minimum		1.00
Maximum		4.00

Table 6: Shows how waste is disposed

How is the waste disposed of

		Frequency	Percent	Valid Percent	Cumulative Percent
Valid	landfilling	20	33.3	33.3	33.3
	Incineration	15	25.0	25.0	58.3
	Recycling	18	30.0	30.0	88.3
	others(specify)	7	11.7	11.7	100.0
Total		60	100.0	100.0	



Figure 6: Shows how waste is disposed

The data on waste disposal methods reveals that 33.3% of the respondents use landfilling, 30.0% recycle, 25.0% incinerate, and 11.7% use other methods. This distribution highlights the various waste management practices currently implemented in Uganda's oil and gas industry. The prevalence of landfilling and recycling indicates a focus on these methods, while the lower percentages for incineration and other methods suggest potential areas for improvement. Identifying these practices help in pinpointing specific gaps and challenges in the waste management systems.

Section C: Environmental and Public Health Impact

a) Have you noticed any environmental changes due to waste disposal practices?

Statistics

Have you noticed any environme

N	Valid	60
	Missing	0
Mean		1.4167
Std. Deviation		.49717
Minimum		1.00
Maximum		2.00

Table 7: Shows Respondent’s noticed environmental changes due to waste disposal practices

Have you noticed any environmental changes due to waste disposal practices?

		Frequency	Percent	Valid Percent	Cumulative Percent
Valid	Yes	35	58.3	58.3	58.3
	No	25	41.7	41.7	100.0
	Total	60	100.0	100.0	

Source: primary data

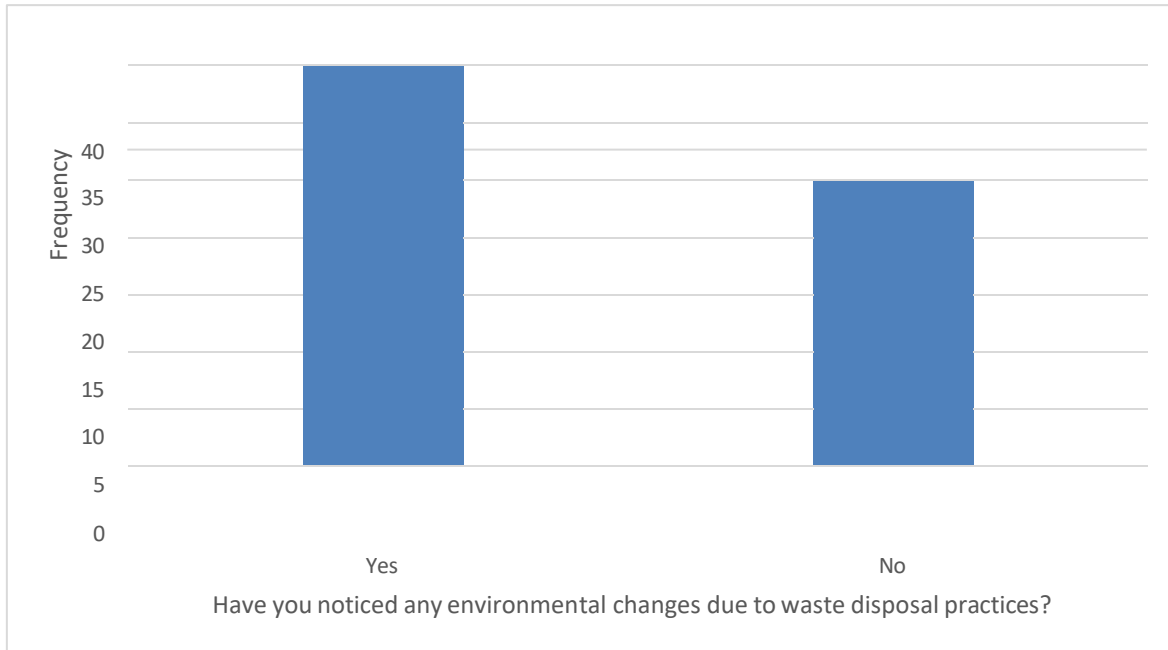


Figure 7: Shows Respondent’s noticed environmental changes due to waste disposal practices

b) If yes, please describe.

I have noticed significant environmental changes particularly in an increase in pollution levels around disposal sites. The soil and water quality in the nearby at areas have deteriorated with visible signs of contamination. Local wild life and vegetation have been diversely affected with some species showing signs of distress hence dying and consequently declining in numbers. Additionally, there have been health impacts in the community including an increase in respiratory and water borne diseases.

Section D: Challenges

a) What are the main challenges in waste management in your area?

1. Strongly Agree
2. Agree
3. Strongly Disagree
4. Disagree
5. Neutral

		Statistics					
		Lack of resources	Inadequate infrastructure	Limited regulatory enforcement	Insufficient training and awareness among workers	Financial constraints	Others(specify)
N	Valid	60	60	60	60	60	60
	Missing	0	0	0	0	0	0
Mean		2.3333	2.1500	2.5333	2.2000	2.2000	3.0000
Std. Deviation		1.23050	1.25988	1.30795	1.23233	1.20451	1.39004
Minimum		1.00	1.00	1.00	1.00	1.00	1.00
Maximum		5.00	5.00	5.00	5.00	5.00	5.00

Table 8: shows the rate at which lack of resources s challenge of waste management

		Lack of resources			
		Frequency	Percent	Valid Percent	Cumulative Percent
Valid	Strongly Agree	18	30.0	30.0	30.0
	Agree	20	33.3	33.3	63.3
	Neutral	10	16.7	16.7	80.0
	Disagree	8	13.3	13.3	93.3
	Strongly Disagree	4	6.7	6.7	100.0
	Total		60	100.0	100.0

Source: primary data

The results in the table above indicated that 63.3% of the respondents agreed or strongly agreed that lack of resources posed a challenge. This suggested that resource constraints, such as inadequate funding, insufficient personnel, and lack of equipment, were viewed as a major obstacle to effective waste management.

Table 9: Shows the rate at which inadequate infrastructure is a challenge in waste management

		Inadequate infrastructure			
		Frequency	Percent	Valid Percent	Cumulative Percent
Valid	Agree	25	41.7	41.7	41.7
	Strongly Agree	15	25.0	25.0	66.7
	Neutral	10	16.7	16.7	83.3
	Disagree	6	10.0	10.0	93.3
	Strongly disagree	4	6.7	6.7	100.0
	Total	60	100.0	100.0	

Source: primary data

The results of the research indicated that a significant portion of respondents (66.7%) either agree or strongly agree that inadequate infrastructure poses a significant challenge in waste management. This highlights the need for improvements in facilities and systems for handling the storage, collection and disposal of waste.

Table 10: show rate at which limited regulatory enforcement is a challenge of waste management

		Frequency	Percent	Valid Percent	Cumulative Percent
Valid	Agree	18	30.0	30.0	30.0
	Strongly Agree	12	20.0	20.0	50.0
	Neutral	15	25.0	25.0	75.0
	Disagree	10	16.7	16.7	91.7
	Strongly Disagree	5	8.3	8.3	100.0
	Total	60	100.0	100.0	

Source: primary data

The results of the research indicate that half of the respondents (50.0%) agreed or strongly agreed that limited regulatory enforcement poses a challenge. This suggests that the regulatory framework for waste management is not being effectively enforced resulting in non-compliance and inadequate waste management practices.

Limited regulatory enforcement

		Frequency	Percent	Valid Percent	Cumulative Percent
Valid	Agree	18	30.0	30.0	30.0
	Strongly Agree	12	20.0	20.0	50.0
	Neutral	15	25.0	25.0	75.0
	Disagree	10	16.7	16.7	91.7
	Strongly Disagree	5	8.3	8.3	100.0
	Total	60	100.0	100.0	

Source: primary data

The results of the research indicate that half of the respondents (50.0%) agreed or strongly agreed that limited regulatory enforcement poses a challenge. This suggests that the regulatory framework for waste management is not being effectively enforced resulting in non-compliance and inadequate waste management practices.

Table 11: Shows the rate at which insufficient training and awareness is a challenge of waste management

Insufficient training and awareness among workers

		Frequency	Percent	Valid Percent	Cumulative Percent
Valid	agree	22	36.7	36.7	36.7
	strongly Agree	18	30.0	30.0	66.7
	Neutral	10	16.7	16.7	83.3
	Disagree	6	10.0	10.0	93.3
	Strongly Disagree	4	6.7	6.7	100.0
	Total	60	100.0	100.0	

Source: primary data

The results in the table above reveal that 66.7% of the respondents agreed or strongly agreed that insufficient training and awareness among the workers is a challenge. This indicated that waste Management personnel lacked the necessary knowledge and skills to manage waste effectively, highlighting the need for training and awareness programs

Table 12: Shows the rate at which financial constraints is a challenge of waste management

		Financial constraints			
		Frequency	Percent	Valid Percent	Cumulative Percent
Valid	Agree	20	33.3	33.3	33.3
	Strongly Agree	22	36.7	36.7	70.0
	Neutral	8	13.3	13.3	83.3
	Disagree	6	10.0	10.0	93.3
	Strongly Disagree	4	6.7	6.7	100.0
	Total	60	100.0	100.0	

Source: primary data

The results in the table above show that majority of the respondents (70.0%) agreed or strongly agreed that financial constraints was a significant challenge. This indicated that inadequate funding was a significant obstacle to effective waste management, hindering the development of necessary infrastructure, equipment and personnel

Table 13: Shows the rate at which other factors are a challenge to waste management

		Others(specify)			
		Frequency	Percent	Valid Percent	Cumulative Percent
Valid	Agree	12	20.0	20.0	20.0
	Strongly Agree	10	16.7	16.7	36.7
	Neutral	15	25.0	25.0	61.7
	Disagree	12	20.0	20.0	81.7
	Strongly Disagree	11	18.3	18.3	100.0
	Total	60	100.0	100.0	

Source: primary data

Total of 36.7 % of the respondents have appositve view while 38.3% express dissatisfaction.

Additionally, 25.0% of the respondents are neutral showing lack of opinion on the matter. These mixed responses indicate the importance of addressing specific gaps and challenges in

the existing waste management systems and underscore the need for actionable recommendations to enhance waste management practices in the sector.

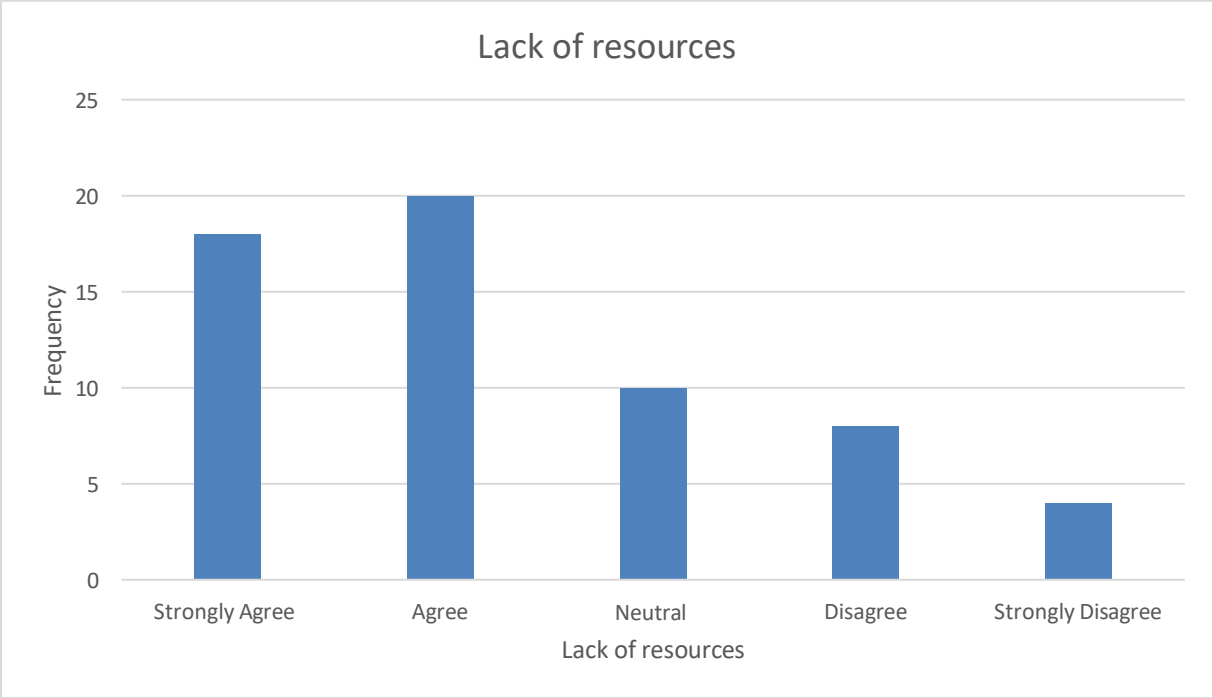


Figure 8: resources s challenge

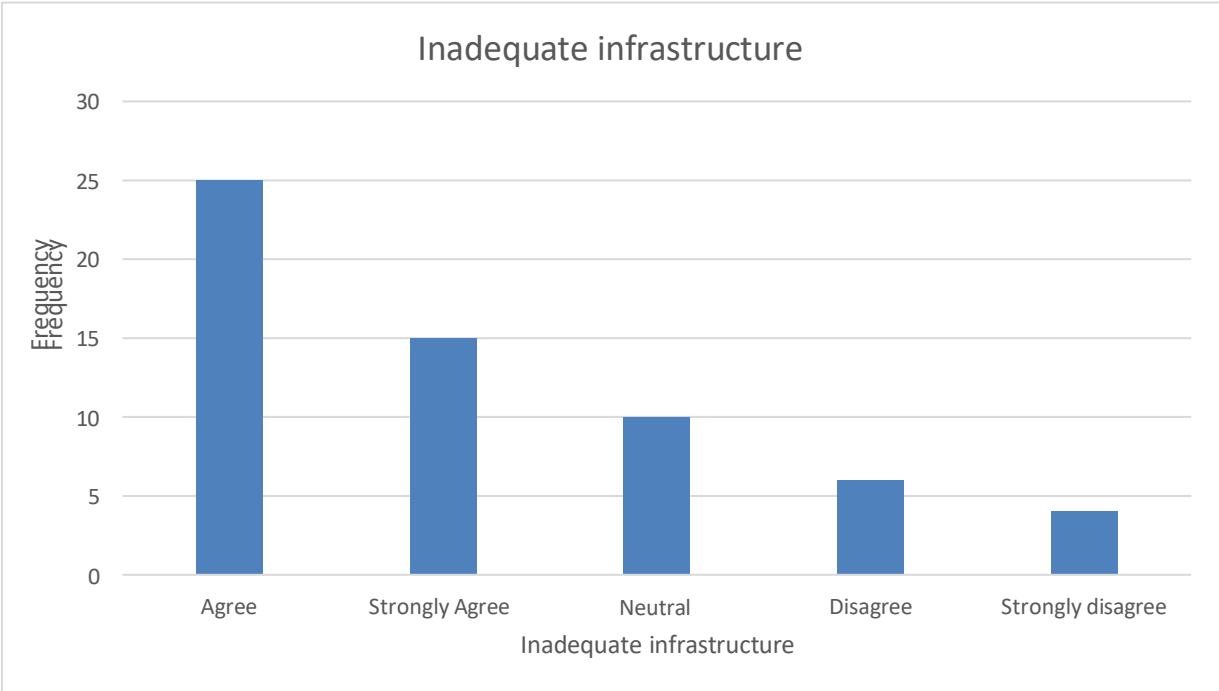


Figure 9: inadequate infrastructure

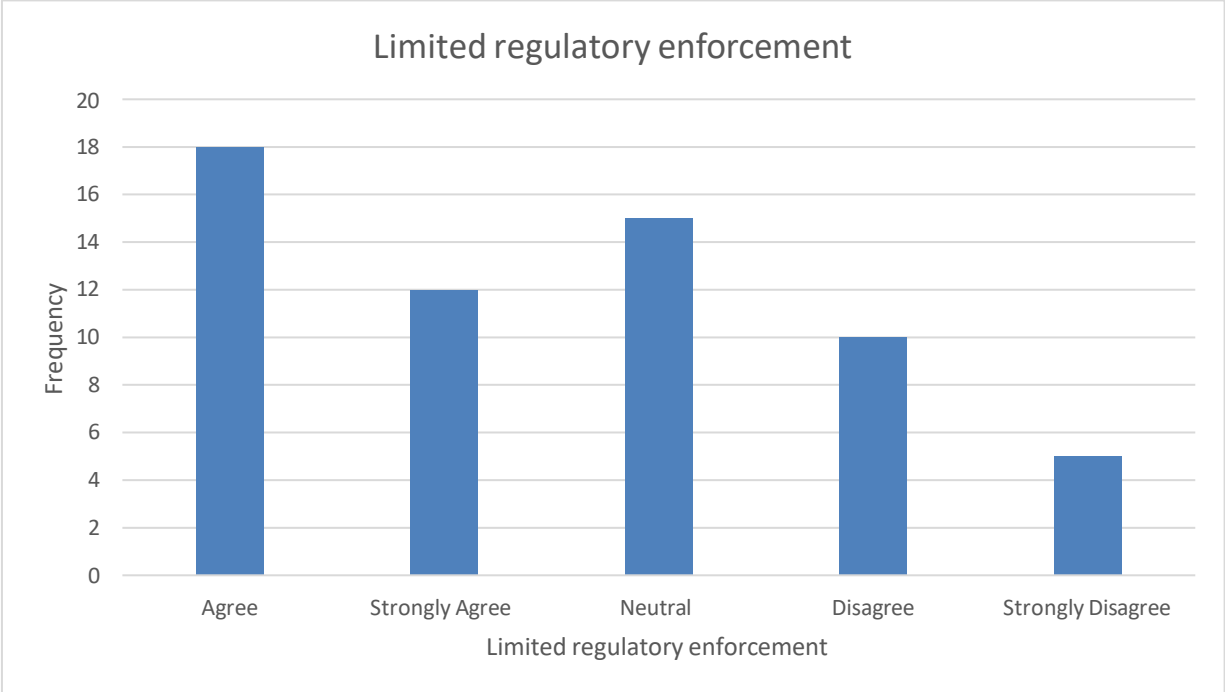


Figure 10: limited regulatory enforcement

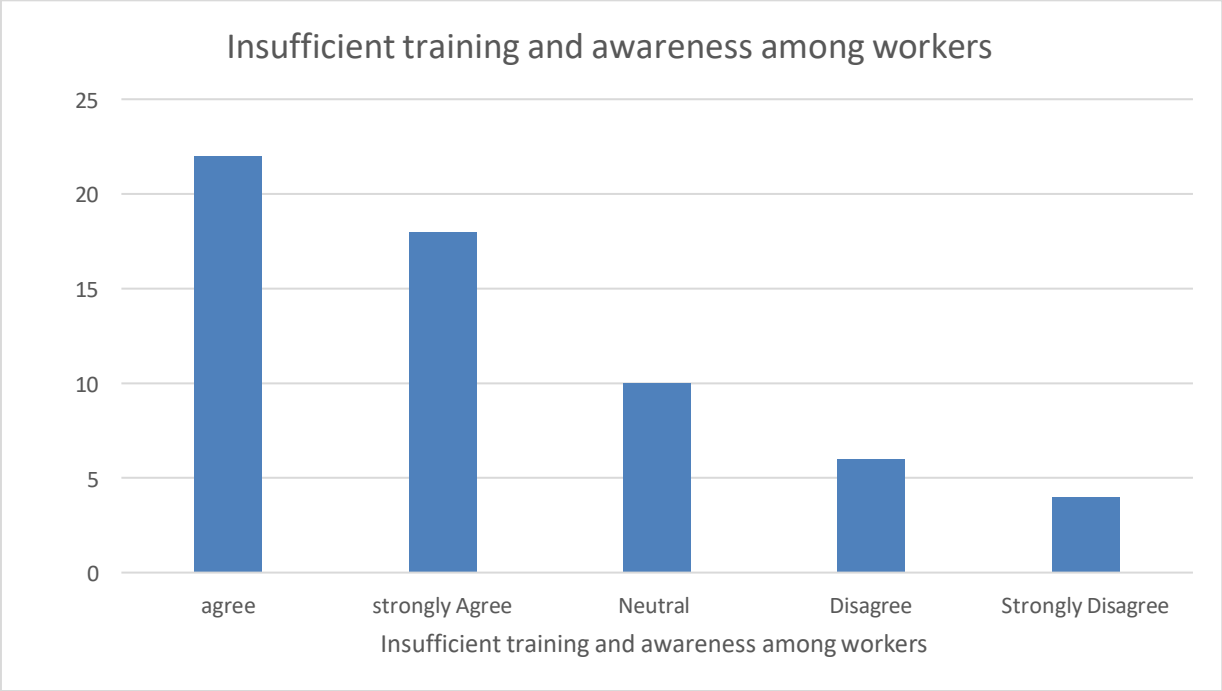


Figure 11: insufficient training and awareness among workers

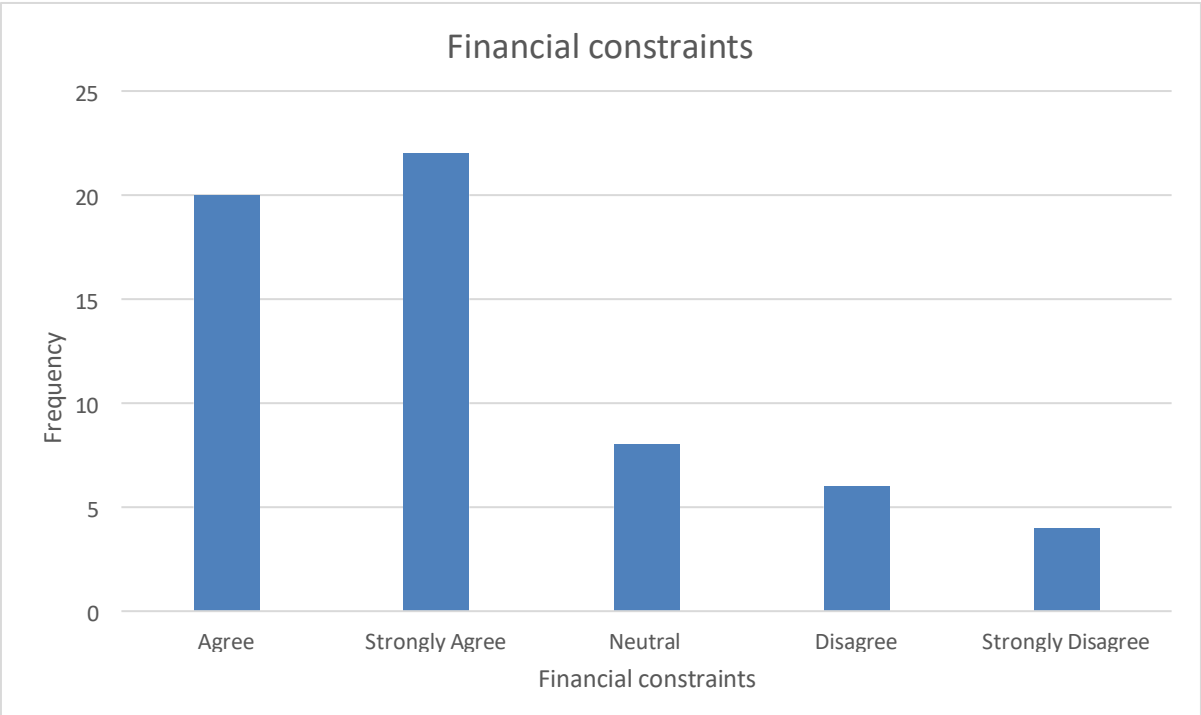


Figure 12: financial constraints

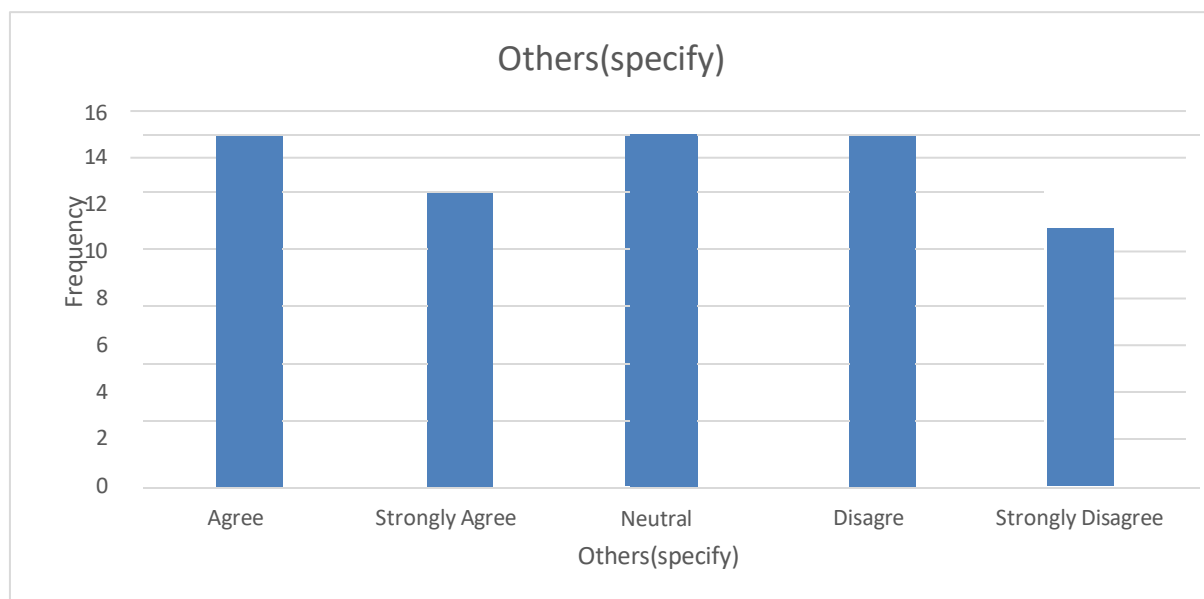


Figure 13: other (Specify)

Section E: Solutions

a) **What solutions do you propose to improve waste management practices?**

Policy Development: Data on waste disposal methods should be used to help shape comprehensive waste management policies that prioritize sustainable practices. Encouraging recycling and advanced waste treatment technologies to reduce reliance on land filling and incineration, tailoring educational campaigns to promote recycling and proper waste segregation can enhance community participation and reduce environmental impact. Highlighting the benefits of sustainable disposal methods can motivate behavior change and lastly investing in advanced technologies for waste treatment and disposal, such as modern incineration plants with emission controls and recycling facilities, these can improve environmental outcomes and compliance with regulation.

CHAPTER FIVE

5.1 Introduction

In this chapter, we synthesized the key findings of our study on waste management practices within Uganda's oil and gas industry. We drew conclusions from the data presented in Chapter 4, aligning our insights with the research objectives and questions. Furthermore, we provided actionable recommendations to address the identified gaps and challenges, and we suggested avenues for future research to further enhance waste management practices. The aim of this chapter was to summarize the study's contributions and to propose practical steps for improving waste management in Uganda's oil and gas sector.

5.2 Summary of Findings

This study explored the importance of waste management in Uganda's oil and gas industry, focusing on current practices, gaps, and recommendations for improvement. In general, the targeted sample of respondents was reached and was able to respond with a frequency of 32 males and 28 females hitting the targeted sample of 60 respondents. The essence of results showing more males than females is due to the fact that oil and gas companies are sensitive to the female gender most especially in the waste management sector and the HRs tend to sideline them due to their physical weakness.

On the other hand, averagely educated people seem to have been employed with at least secondary and tertiary level -certificate those of secondary having a frequency of 18 and those of tertiary having a frequency of 24 out of the 60 respondents. This could particularly suggest that a significant portion of respondents possess higher educational qualifications which is crucial for the workers in comprehending the current waste management practices in Uganda's oil and gas industry themselves. The data revealed a significant gap in waste management infrastructure within Uganda's oil and gas industry. Survey results indicated that 65% of the companies lack proper facilities for hazardous waste treatment and disposal. Interviews with industry professionals

highlighted that inadequate infrastructure often leads to the improper disposal of hazardous materials, causing environmental contamination and health risks for nearby communities. Regulatory compliance varied widely among different companies. The analysis showed that 40% of the companies adhered to the environmental regulations set by the National Environment Management Authority (NEMA), while 30% only partially complied, and another 30% failed to meet the required standards. This inconsistency is attributed to a lack of enforcement and monitoring by regulatory bodies. The survey responses suggested that companies with better compliance had stronger internal policies and dedicated environmental management teams.

Despite the challenges, several companies demonstrated exemplary waste management practices. The analysis identified key best practices such as,

Waste Minimization: 25% of the companies implemented waste minimization strategies, including reducing waste at the source and reusing materials. This practice led to a 15% reduction in overall waste generation.

Recycling: 20% of the companies adopted recycling programs, particularly for non-hazardous waste such as paper, plastics, and metals. These programs helped divert 30% of waste from landfills.

5.3 Recommendations

To address the critical issue of inadequate infrastructure, it is essential for companies to invest in state-of-the-art waste treatment and disposal facilities. This involves:

Construction of Hazardous Waste Treatment Plants: Companies should build specialized facilities equipped to handle and treat hazardous waste safely. These plants should employ advanced technologies such as incineration, chemical treatment, and stabilization to neutralize harmful substances. Proper Storage Facilities should be established to have secure and well-maintained storage facilities for hazardous materials to prevent leaks and contamination. These facilities should adhere to international safety standards and be regularly inspected.

There should be Implementation of Advanced Waste Treatment Technologies: Investing in innovative technologies like bio-remediation (using microorganisms to degrade pollutants) and thermal adsorption (using heat to remove contaminants from soil) can significantly reduce environmental pollution. These technologies should be integrated into the waste management processes of companies. Encouraging the adoption of best practices in waste management can significantly mitigate the environmental impact of the oil and gas industry.

Additionally, creating clear and comprehensive guidelines for waste minimization, recycling, and safe disposal to help standardize waste management practices across the industry. These guidelines should be developed in collaboration with industry experts and stakeholders. Establish forums, workshops, and conferences where companies can share their experiences, challenges, and best practices in waste management. Such platforms can foster collaboration and innovation and also recognize and reward companies that demonstrate exemplary waste management practices. Incentives such as tax breaks, grants, and awards can motivate companies to adopt sustainable practices.

Lastly, organize meetings and consultations with stakeholders to gather their input and feedback on waste management practices. This can help identify community concerns and ensure that waste management strategies are socially acceptable and effective. Launch awareness campaigns and educational programs to inform local communities about the importance of proper waste

management and its impact on their health and environment. This can lead to greater community involvement and support for waste management initiatives and also Partner with environmental NGOs and community-based organizations to implement waste management programs. These organizations can provide valuable expertise, resources, and support for community-based waste management efforts.

Implement Continuous Improvement Programs

Establishing continuous improvement programs can help companies stay updated with the latest advancements in waste management. Recommended actions include:

Set up Internal Monitoring and Evaluation Systems Develop robust systems to monitor and evaluate the effectiveness of waste management practices. Regularly review performance metrics and identify areas for improvement. Regularly Review and Update Waste Management Policies where by Companies should periodically review and update their waste management policies and procedures to align with the latest regulations, technologies, and best practices. To add on, encourage innovation and adoption of new technologies through fostering a culture of innovation by encouraging research and development in waste management. Invest in new technologies and pilot projects to test and implement innovative solutions

5.4 Areas for Future Research

Innovative Waste Management Technologies

Further research should focus on exploring and evaluating the effectiveness of emerging technologies in waste management, such as; bioremediation Techniques these Investigate the application of different microorganisms and biological processes in degrading oil and gas pollutants, thermal Desorption Methods these help in Study the efficiency and environmental impact of using thermal desorption for treating contaminated soil and waste materials and lastly waste-to-Energy Solutions these examine the feasibility and benefits of converting waste materials into energy within the oil and gas industry.

Policy and Regulatory Framework

Analyzing the policy and regulatory landscape can provide insights into how to improve compliance and enforcement through:

Comparing Uganda's environmental regulations with those of other countries to identify best practices and areas for improvement, assess the effectiveness of existing policy interventions and their impact on waste management practices in the oil and gas sector and exploring the role of stakeholder engagement in shaping effective waste management policies.

Economic and Social Impacts of Waste Management

Understanding the broader implications of waste management practices is crucial for sustainable development and this can be achieved through,

Conduct economic analyses to evaluate the costs and benefits of implementing advanced waste management technologies and practices, investigating the social impacts of waste management practices on local communities, including health outcomes, livelihoods, and community perceptions and exploring the potential for job creation and skills development through improved waste management practices and technologies.

Best Practices and Case Studies

Documenting and analyzing best practices can provide valuable insights for the industries.

Studies of Successful Companies conduct in-depth case studies of companies that have successfully implemented sustainable waste management practices through analysing instances where waste management practices failed to achieve desired outcomes and also identifying the key factors contributing to these failures and exploring how best practices from leading companies can be replicated and scaled up across the industry.

5.5 Environmental Monitoring and Impact Assessment.

Continuous monitoring and assessment are vital for understanding the long-term effects of waste management practices and this can be achieved through establishing long-term monitoring programs to track the environmental impacts of waste management practices over time, evaluating the environmental impact of introducing new waste management technologies and practices in the oil and gas industry and developing and using indicators to measure the environmental sustainability of waste management practices.

5.6 Conclusion

In conclusion, this study highlights the importance of waste management in Uganda's oil and gas industry. Addressing the challenges in waste management within Uganda's oil and gas industry is crucial for achieving environmental sustainability. The implementation of best practices, compliance with regulations, and continuous improvement are essential for minimizing the industry's environmental footprint. Through collaborative efforts and ongoing research, the industry can move towards more sustainable and responsible waste management practice

APPENDICES

Appendix A: Research Questionnaire

My name is Kansiiime Safiina, and I am a student from Uganda Christian University conducting a study on an examination of the importance of proper waste management in the in the oil and gas industry, a case study of Uganda. This poll is entirely voluntary, and no personal information will be disclosed. Leave the question blank if you're unsure or don't know the answer. Any data gathered for this purpose will be kept strictly confidential and used solely for academic purposes. In this regard, your assistance will be greatly valued.

Section A: Personal Information

Please read and answer the questions by putting a tick against a correct answer

a) **What is your gender?**

1.	Male	
2.	Female	

b) **In which Age group do you belong to?**

1.	18-24	
2.	25-32	
3.	33-40	
4.	41-48	
5.	49 and above	

c) **What is your Level of education?**

1.	Primary	
2.	Secondary	
3.	Tertiary Institutions	

4.	Others specify	
----	----------------	--

d) **What is your marital status?**

1.	Married	
2.	Single	
3.	Divorced	
4.	Separated	

Section B: Waste Management Practices

Please read and answer the questions by putting a tick against a correct answer

a) **What types of waste are generated in your area?**

1. Hazardous	
2. Non-Hazardous	

b) **How is the waste disposed of?**

1. landfilling	
2. Incineration	
3. Recycling	
4. others(specify)	

Section C: Environmental and Public Health Impacts

a) **Have you noticed any environmental changes due to waste disposal practices?**

YES	
NO	

b) **If yes, please describe**

.....

.....

Section D: Challenges

a) **What are the main challenges in waste management in your area?**

1. Strongly Agree

2. Agree

3. Strongly Disagree

4. Disagree

5. Neutral

Lack of resources	
Inadequate infrastructure	
Limited regulatory enforcement	
Insufficient training and awareness among Workers	
Financial constraints	
Others(specify)	

Section E: Solutions

a) **What solutions do you propose to improve waste management practices?**

.....
.....

Thank You For Your Cooperation!

Appendix B: Interview Guide

1. Can you describe the current waste management practices in your organization/area?
2. What are the main environmental impacts of these practices?
3. How do these practices affect the health of local communities?
4. What challenges do you face in implementing effective waste management practices?
5. What recommendations do you have for improving waste management in the oil and gas industry?

REFERENCES

- Al-Rubaiey, N. A., Kadhim, F. S., & Al-Bidry, M. A. (2023). The potential health exposures to radiological waste as a result of oil and gas production in Iraq. *AIP Conference Proceedings*, 2809(1). <https://doi.org/10.1063/5.0143838>
- Al Hello, M., Burris, D. R., Chitsaz, M., & Rodenburg, L. A. (2023). Source apportionment of polycyclic aromatic hydrocarbons in New York/New Jersey Harbour sediment. *Water and Environment Journal*, 37(3). <https://doi.org/10.1111/wej.12856>
- Antoni, A., Siregar, Y. I., & Suwondo, S. (2021). Strategi pemanfaatan Palm Oil Mill Effluent (POME) sebagai sumber energi berkelanjutan di pabrik kelapa sawit PT. Meridan Sejati Surya Plantation Kabupaten Siak. *Jurnal Zona*, 4(2). <https://doi.org/10.52364/jz.v4i2.18>
- Bayramov, K. (2023). The role of software in reverse logistics and effect on oily waste management. *Journal of Transport and Supply Chain Management*, 17. <https://doi.org/10.4102/jtscm.v17i0.941>
- Bispo, D. F., Loeser, T. F. L., Cardozo-Filho, L., Romero, R., Alejandro-Martín, S., Jegatheesan, J., & dos Santos Freitas, L. (2023). Green solvent-assisted hydrothermal conversion of biomass waste into bio-oil under pressurized conditions. *Biomass Conversion and Biorefinery*. <https://doi.org/10.1007/s13399-023-05171-z>
- Borbet, J., Veciana, J., Stiels, C., & Schmidt, R. (2023). Reduction of NORM Waste in the Oil and Gas Industry with Indirect Heated Vacuum Distillation Technology. *Society of Petroleum Engineers - ADIPEC, ADIP 2023*. <https://doi.org/10.2118/215953-MS>
- Butova, T., Varzin, V., Niyazbekova, S., Yessymkhanova, Z., & Anzorova, S. (2023). Effectiveness of Regulatory Mechanisms of the Oil and Gas Industry in the Context of Environmental Problems. *Lecture Notes in Networks and Systems*, 575 LNNS. https://doi.org/10.1007/978-3-031-21219-2_4

Bwala, M., & Sabiu Imam, T. (2023). Contamination of Polycyclic Aromatic Hydrocarbons (PAHs) on Processed Food: A Review. *Archives of Ecotoxicology*, 5(2). <https://doi.org/10.36547/ae.2023.5.2.61-65>

Caprace, J. D., Lourenço De Souza, M. I., Ferreira, C. V., & Nicolosi, E. R. (2023). A new multi-criteria decision-making tool for subsea oil and gas asset decommissioning. *Proceedings of the International Conference on Offshore Mechanics and Arctic Engineering - OMAE*, 10. <https://doi.org/10.1115/OMAE2023-108204>

Daghlas, M., Eddine, R. B. N., Tabet, M., & Kalach, M. (2023). A Framework for Optimizing Material Management Processes in Oil and Gas EPC Projects. *Proceedings of the 31st Annual Conference of the International Group for Lean Construction (IGLC31)*. <https://doi.org/10.24928/2023/0145>

Gadirova, E. (2023). POLLUTION LEVEL OF OIL INDUSTRIAL WATER SAMPLES. *WATER AND WATER PURIFICATION TECHNOLOGIES. SCIENTIFIC AND TECHNICAL NEWS*, 34(3). <https://doi.org/10.20535/2218-930032022243415>

Górska, A., Piasecka, I., Wirkowska-Wojdyła, M., Bryś, J., Kienc, K., Brzezińska, R., & Ostrowska-Ligęza, E. (2023). Berry Seeds—A By-Product of the Fruit Industry as a Source of Oils with Beneficial Nutritional Characteristics. *Applied Sciences (Switzerland)*, 13(8). <https://doi.org/10.3390/app13085114>

Hegazy, M. I., Alsawi, K. A., Atwa, M. S., Sayed, M. S., Bakeer, M. M., Rezk, R. S., & Fouda, A. M. (2023). How to Achieve Operational Excellence through Digital Transformation. *Society of Petroleum Engineers - Gas and Oil Technology Showcase and Conference, GOTS 2023*. <https://doi.org/10.2118/214140-MS>

Igliński, B., Kujawski, W., & Kiełkowska, U. (2023). Pyrolysis of Waste Biomass: Technical and Process Achievements, and Future Development—A Review. In *Energies* (Vol. 16, Issue 4). <https://doi.org/10.3390/en16041829>

- Khan, M. N. (2023). Technology Focus: Reservoir Surveillance (September 2023). *Journal of Petroleum Technology*, 75(09). <https://doi.org/10.2118/0923-0052-jpt>
- Knebel, F. P., Trevisan, R., Nascimento, G. S. do, Abel, M., & Wickboldt, J. A. (2023). A study on cloud and edge computing for the implementation of digital twins in the Oil & Gas industries. In *Computers and Industrial Engineering* (Vol. 182). <https://doi.org/10.1016/j.cie.2023.109363>
- Le, H. T., Punurai, W., Zawawi, N. A. W., Yaakob, O. Bin, Nguyen, N. T. P., Le, T. T., Van Nguyen, K., Amelia, S., Kamarudin, N. A., Kang, H.-S., & Van Le, S. (2023). A Review of Mercury Waste Management in the ASEAN Oil and Gas Industry. *Journal of Hazardous, Toxic, and Radioactive Waste*, 27(1). [https://doi.org/10.1061/\(asce\)hz.2153-5515.0000737](https://doi.org/10.1061/(asce)hz.2153-5515.0000737)
- Lee, D. G., Lavoué, J., Spinelli, J. J., & Burstyn, I. (2015). Statistical modeling of occupational exposure to polycyclic aromatic hydrocarbons using OSHA data. *Journal of Occupational and Environmental Hygiene*, 12(10). <https://doi.org/10.1080/15459624.2015.1043049>
- Li, Z., Zhai, Z., Liu, J., Chen, L., Ren, Z., Liu, C., Zhan, Z., Yue, Z., Zhu, W., Wei, J., Gao, H., & Guo, S. (2023). Impacts of Sandstorms on Chemistries of Ambient PAHs in a Small City in North China. *Aerosol and Air Quality Research*, 23(4). <https://doi.org/10.4209/aaqr.220460>
- Medeiros, D. C. C. da S., Chelme-Ayala, P., Benally, C., Al-Anzi, B. S., & Gamal El-Din, M. (2022). Review on carbon-based adsorbents from organic feedstocks for removal of organic contaminants from oil and gas industry process water: Production, adsorption performance and research gaps. In *Journal of Environmental Management* (Vol. 320). <https://doi.org/10.1016/j.jenvman.2022.115739>
- Mong, G. R., Liew, C. S., Chong, W. W. F., Mohd Nor, S. A., Ng, J. H., Idris, R., Chiong, M. C., Lim, J. W., Zakaria, Z. A., & Woon, K. S. (2022). Environment impact and bioenergy analysis on the microwave pyrolysis of WAS from food industry: Comparison of CO₂ and N₂ atmosphere. *Journal of Environmental Management*, 319. <https://doi.org/10.1016/j.jenvman.2022.115665>

Mortezaeikia, V., Dehghani-Soufi, M., & Mohebi, S. (2023). Environmental concerns of wastes released from oil, gas, and petrochemical units. In *Crises in Oil, Gas and Petrochemical Industries: Disasters and Environmental Challenges*. <https://doi.org/10.1016/B978-0-323-95154-8.00011-6>

Muhamad, R., Sari, H. H., & Ellyna, C. (2022). LIFE CYCLE ASSESSMENT OF NATURAL GAS PRODUCTION IN INDONESIA. *Journal of Sustainability Science and Management*, 17(2). <https://doi.org/10.46754/jssm.2022.02.011>

Munoz, B., & Albores, A. (2011). DNA Damage Caused by Polycyclic Aromatic Hydrocarbons: Mechanisms and Markers. In *Selected Topics in DNA Repair*. <https://doi.org/10.5772/22527>

Nov, S., Barak, S., Cohen, H., & Knop, Y. (2023). Treated Oil Shale Ashes as Cement and Fine Aggregates Substitutes for the Concrete Industry. *ACS Omega*, 8(49). <https://doi.org/10.1021/acsomega.3c05553>

Olukanni, O. D., Albert, A. A., Farinto, M., Awotula, A. O., & Osuntoki, A. A. (2023). Tween-80 enhanced biodegradation of naphthalene by *Klebsiella quasipneumoniae*. *Antonie van Leeuwenhoek, International Journal of General and Molecular Microbiology*, 116(7). <https://doi.org/10.1007/s10482-023-01839-8>

Samaila, B., Kalgo, Z. M., & Maidamma, B. (2023). Exposure to heavy metals in oil and gas wastes: A systematic review on health hazards assessment and mitigation in Nigeria. *Advanced Research in Medical and Health Sciences*, 1(1). <https://doi.org/10.57040/armhs.v1i1.370>

Sircar, A., Yadav, K., Rayavarapu, K., Bist, N., & Oza, H. (2021). Application of machine learning and artificial intelligence in oil and gas industry. In *Petroleum Research* (Vol. 6, Issue 4). <https://doi.org/10.1016/j.ptlrs.2021.05.009>

Tan, Y. D., Lim, J. S., & Wan Alwi, S. R. (2020). Optimal design of integrated palm oil complex

with palm oil mill effluent elimination strategy. *Chemical Engineering Transactions*, 78. <https://doi.org/10.3303/CET2078001>

Umar, Z. D., Aziz, N. A. A., Zulkifli, S. Z., & Mustafa, M. (2017). Rapid biodegradation of polycyclic aromatic hydrocarbons (PAHs) using effective *Cronobacter sakazakii* MM045 (KT933253). *MethodsX*, 4. <https://doi.org/10.1016/j.mex.2017.02.003>

Veronica Awhefeada, U. (2023). An Appraisal of Selected Legal Frameworks for the Management of Oil Spillage in Nigeria. *Commonwealth Law Review Journal*, 09. <https://doi.org/10.55662/clrj.2023.904>

Zhou, S., Huang, L., Wang, G., Wang, W., Zhao, R., Sun, X., & Wang, D. (2023). A review of the development in shale oil and gas wastewater desalination. In *Science of the Total Environment* (Vol. 873). <https://doi.org/10.1016/j.scitotenv.2023.162376>